

GRADE 1

TERM 1 2019

MATHEMATICS

ENGLISH / SEPEDI /

XITSONGA

RESOURCE PACK

PRINTABLE RESOURCES

The following printable resources are included in this section:

1. Resource sheets
2. Mental mathematics challenge cards: Bilingual version
3. Enrichment activity cards: English version
4. Enrichment activity cards: Sepedi and Xitsonga version

1. Resource Sheets

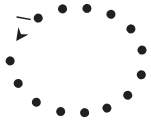

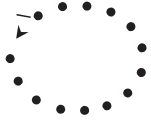

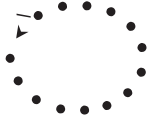

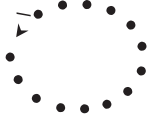

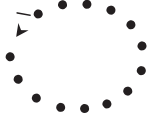













This is a list of the mathematical resources that you will need this term. You need to make sure that you have them for the lessons for which they are recommended.

1. Number tracing cards – numbers 0 and 1 (Lesson 1)
2. Number tracing cards – numbers 2 and 3 (Lessons 2 and 3)
3. Number tracing cards – numbers 4 and 5 (Lessons 6 and 7)
4. Number and number name cards (0–5) English (Lessons 1–8 and other)
5. Number and number name cards (6–10) English (Lesson 18 and other)
6. Number and number name cards (11–15) English (Lessons 20 and other)
7. Number and number name cards (16–20) English (Lessons 22 and other)
8. Number picture cards (Lesson 19)
9. Number boards (several lessons)
10. Number lines (several lessons)























Resources for each day of teaching

There are also other resources such as informal resources (old magazines, pieces of string, scrap paper, etc.) that you may need in certain lessons. You should have a careful look at the list of resources needed for each lesson; this list is given in the lesson plans each day. Prepare yourself, so that you have the necessary resources for the lessons on a daily basis.





1. Dikarata tša dinomoro tša go gatišwa (Thuto ya 1)






2. Dikarata tša dinomoro tša go gatišwa (Thuto ya 2 le 3)

3. Dikarata tša dinomoro tša go gatišwa (Thuto ya 6 le 7)

			
--	---	---	---

4. Nomoro le dikarata tša paloina(Dithuto 1-8 le tše dingwe)

0	noto	
1	tee	
2	pedi	
3	tharo	
4	nne	
5	hlano	

5. Nomoro le dikarata tša paloina(Thuto ya 22 le tše dingwe)

6	tshela
7	šupa
8	seswai
9	senyane
10	lesome


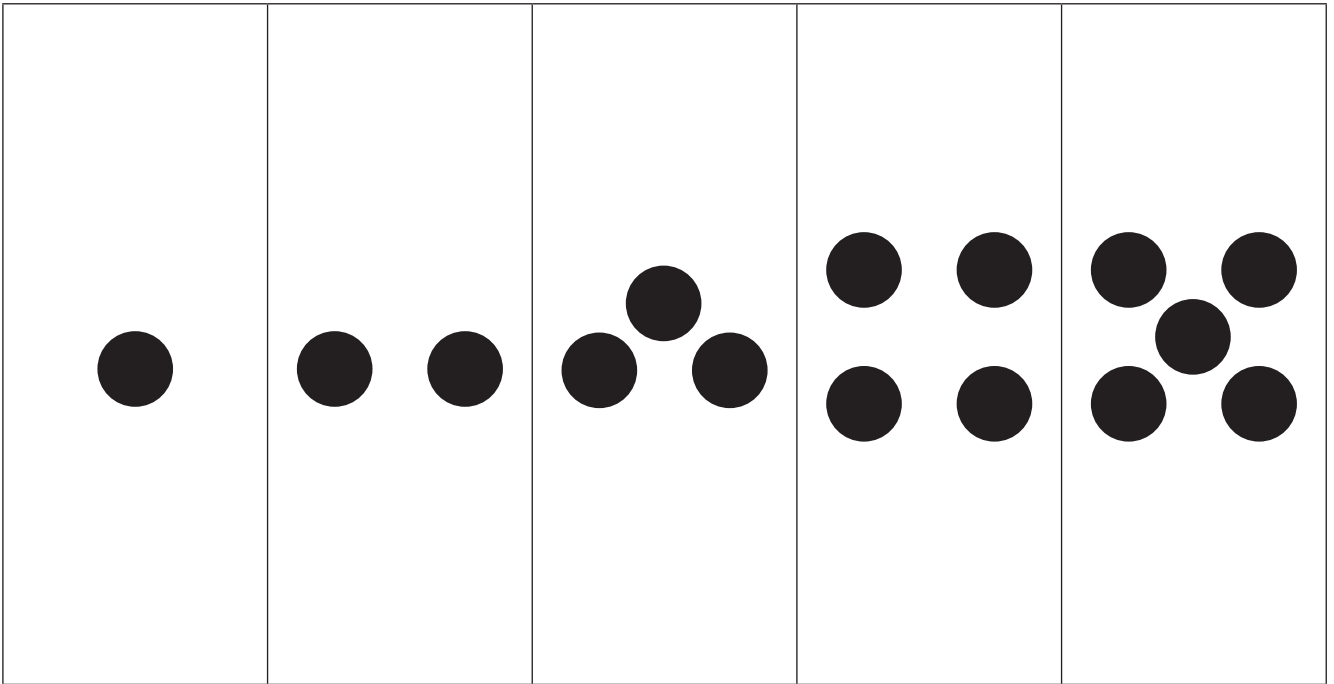
6. Nomoro le dikarata tša paloina(Thuto ya 23 le tše dingwe)

11	lesome tee
12	lesomepedi
13	lesometharo
14	lesomenne
15	lesomehlano

7. Nomoro le dikarata tša paloina (Thuto ya 24 le tše dingwe)

16	lesometshela
17	sesomešupa
18	lesomeseswai
19	lesomesenyane
20	masomepedi

8. Dikarata tša dinomoro tša diswantšho (Thuto 36)



9. Papetla ya dinomoro - E šomiše ka botelele goba ka bophara (Thuto 12,13, 16, 18, 29, 31)

--	--	--	--	--

--	--	--	--	--

--	--	--	--	--



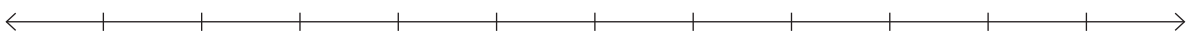
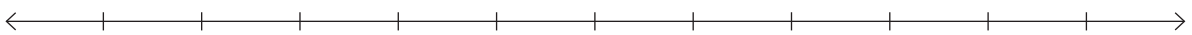
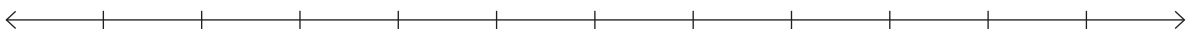

--	--	--	--	--

--	--	--	--	--	--	--	--	--	--

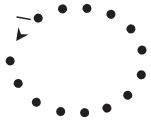

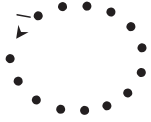

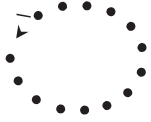

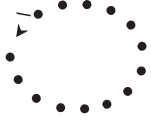

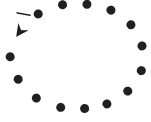













--	--	--	--	--	--	--	--	--	--

--	--	--	--	--	--	--	--	--	--























10. Methalopalo - 0-5 le 0-10 (Thuto 11, 12, 16, 17, 30, 31)







1. Landzeleriso ra tinomoro ta makhadi (Dyondzo 1)

2. Landzeleriso wa tinomboro ta makhadi (Tidyondzo 2 na 3)

3. Landzeleriso wa tinomboro ta makhadi (Tidyondzo 6 na 7)

			
--	---	---	---

4. Nomboro na makhadi ya mavito ya tinomboro. (Tidyondzo 1-8 na tin'wana)

ziro

0	noto	
1	n'we	●
2	mbirhi	● ●
3	nharhu	● ● ●
4	mune	● ● ● ●
5	ntlhanu	● ● ● ● ●

5. Nomboro na makhadi ya mavito ya tinomboro. (Dyondzo 22 na tin'wana)

6	tsevu
7	nkombo
8	nhungu
9	kaye
10	khume


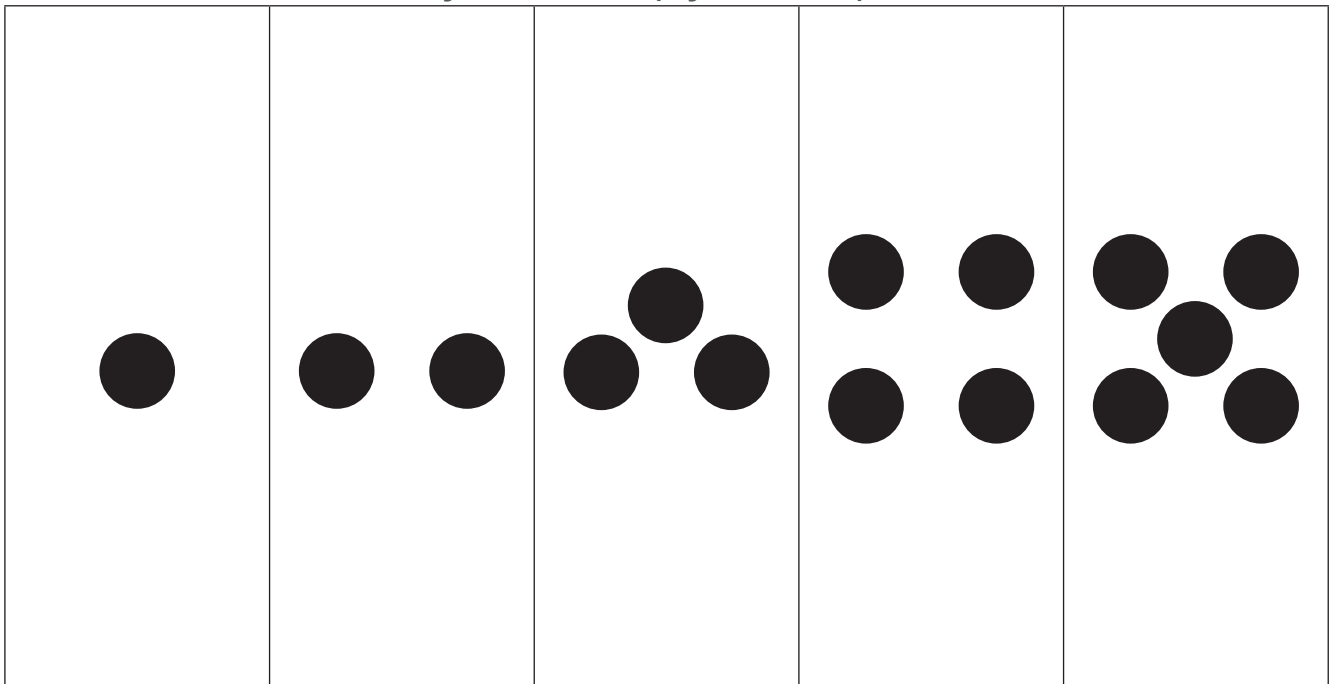
6.Nomboro na makhadi ya mavito ya tinomboro. (Tidyondzo 23 na tin'wana)

11	khume n'we
12	khume mbirhi
13	khume nharhu
14	khume mune
15	khume ntllhanu

7. Nomboro na makhadi ya mavito ya tinomboro. (Tidyondzo 24 na tin'wana)

16	khume tsevu
17	khume nkombo
18	khume nhungu
19	khume kaye
20	makume mbirhi

8. Swifaniso swa makhadi ya nomboro (Dyondzo 36)



9. Bodo ya tinomboro - tirhisa thwixi na ku hingakanya (Dyondzo 12, 13, 18, 29, 31)

--	--	--	--	--

--	--	--	--	--

--	--	--	--	--



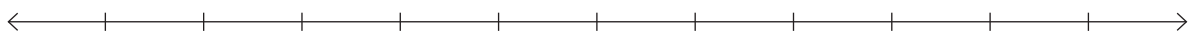
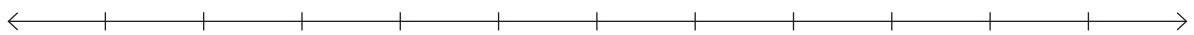

--	--	--	--	--

--	--	--	--	--	--	--	--	--	--

--	--	--	--	--	--	--	--	--	--

--	--	--	--	--	--	--	--	--	--

10. Ndzhati wa mintsengo 0-5 na 0-10 (Dyondzo 11, 12, 16, 17, 30, 31)



2. Mental Mathematics Challenge Cards: English and Sepedi Version

Each term there will be a set of eight mental mathematics challenge cards. If you make them into cards and collect them over the course of the year, you will have a set of one card per teaching week for a year.

Use of the mental mathematics challenge cards

Once a week learners should do mental mathematics in written form, so that there is some record of your daily mental mathematics activities. You can use the **mental mathematics challenge cards** for this purpose.

Learners should not use concrete material to work out the answers in mental mathematics. If learners need to, let them use their fingers as a concrete aid during mental mathematics, but make a note of who they are and then spend time with them during remediation to help them with the basic number and operation skills. Mental mathematics skills improve hugely from Grade 1 to Grade 3. In Grade 1 learners might only manage five questions, especially when they have to write the answers, but by Grade 3 learners should manage ten questions with written answers easily.

Maths Challenge Card 1

What number comes after?

Karata ya Dipalo Hloho ya 1

Ke nomoro efe ye e tlogo ka morago?

1. 0
2. 1
3. 2
4. 3
5. 4
6. 3
7. 1
8. 2
9. 4
10. 0

Maths Challenge Card 2

What number comes before?

Ke nomoro efe ye e tlogo pele ga?

Ke nomoro efe ye e tlogo pele ga?

1. 2
2. 4
3. 3
4. 5
5. 1
6. 4
7. 3
8. 1
9. 5
10. 2

Maths Challenge Card 3

Count

Karata ya Dipalo Hloho ya 3

Bala

1. 0, 1, __, __
2. 1, 2, __, __
3. 3, 4, __
4. 2, 3, __, __
5. 0, __, __, 3
6. 2, __, __, 5
7. 5, 4, __, __, 1
8. 4, __, __, 1
9. 2, __, __, 5
10. __, __, 4, 5

Maths Challenge Card 4

Order from smallest to biggest

Karata ya Dipalo Hloho ya 4

Beakanya go tloga go ennyane go fihla go e kgolokgolo.

1. 3, 1, 2
2. 5, 1, 2
3. 4, 1, 2
4. 0, 2, 1
5. 2, 4, 3
6. 5, 4, 3
7. 5, 1, 3
8. 4, 2, 3
9. 4, 2, 5
10. 5, 3, 1

Maths Challenge Card 1: Answers

What number comes after?

Karata ya Dipalo Hlohlo ya: Dikarabo

Ke nomoro efe ye e tlogo ka morago?

1. 1
2. 2
3. 3
4. 4
5. 5
6. 4
7. 2
8. 3
9. 5
10. 1

Maths Challenge Card 2: Answers

What number comes before?

Karata 2 ya Kgwetlho ya Matesisi: Dikarabo

Ke nomoro efe ye e tlogo pele ga?

1. 1
2. 3
3. 2
4. 4
5. 0
6. 3
7. 2
8. 0
9. 4
10. 1

Maths Challenge Card 3: Answers

Count

Karata 3 ya Kgwetlho ya Matesisi: Dikarabo

Bala

1. 2, 3
2. 3, 4
3. 5
4. 4, 5
5. 1, 2
6. 3, 4
7. 3, 2
8. 3, 2
9. 3, 4
10. 2, 3

Maths Challenge Card 4: Answers

Order from smallest to biggest

Karata 4 ya Kgwetlho ya Matesisi: Dikarabo

Beakanya go tloga go ennyane go fihla go e kgolokgolo

1. 1, 2, 3
2. 1, 2, 5
3. 1, 2, 4
4. 0, 1, 2
5. 2, 3, 4
6. 3, 4, 5
7. 1, 3, 5
8. 2, 3, 4
9. 2, 4, 5
10. 1, 3, 5

Maths Challenge Card 5

Order from biggest to smallest

Karata ya Dipalo Hloho ya 5

Beakanya go tloga go e kgolokgolo go fihla go e nnyanyane.

1. 3, 1, 2
2. 5, 1, 2
3. 4, 1, 2
4. 0, 2, 1
5. 2, 4, 3
6. 5, 4, 3
7. 1, 5, 3
8. 4, 2, 3
9. 4, 2, 5
10. 1, 3, 5

Maths Challenge Card 6

1 more than

Karata ya Dipalo Hloho ya 6

1 go feta

1. $2 + 1 =$
2. $1 + 1 =$
3. $3 + 1 =$
4. $4 + 1 =$
5. $0 + 1 =$
6. $1 + 2 =$
7. $1 + 1 =$
8. $3 + 1 =$
9. $4 + 1 =$
10. $1 + 0 =$

Maths Challenge Card 7

2 more than

Karata ya Dipalo Hloho ya 7

2 go feta

1. $1 + 2 =$
2. $2 + 2 =$
3. $3 + 2 =$
4. $4 + 2 =$
5. $5 + 2 =$
6. $2 + 1 =$
7. $2 + 2 =$
8. $2 + 4 =$
9. $2 + 3 =$
10. $2 + 5 =$

Maths Challenge Card 8

1 less than

Karata ya Dipalo Hloho ya 8

1 ka fase ga

1. $1 - 1 =$
2. $5 - 1 =$
3. $3 - 1 =$
4. $4 - 1 =$
5. $2 - 1 =$
6. $7 - 1 =$
7. $9 - 1 =$
8. $8 - 1 =$
9. $6 - 1 =$
10. $5 - 1 =$

Maths Challenge Card 5: Answers

Order from biggest to smallest

Karata 5 ya Kgwetlho ya Matesisi: Dikarabo

Beakanya go tloga go e kgolokgolo go fihla go e nnyanyane

1. 3, 2, 1
2. 5, 2, 1
3. 4, 2, 1
4. 2, 1, 0
5. 4, 3, 2
6. 5, 4, 3
7. 5, 3, 1
8. 4, 3, 2
9. 5, 4, 2
10. 5, 3, 1

Maths Challenge Card 6: Answers

1 more than

Karata 6 ya Kgwetlho ya Matesisi: Dikarabo

1 go feta

1. 3
2. 2
3. 4
4. 5
5. 1
6. 3
7. 2
8. 4
9. 5
10. 1

Maths Challenge Card 7: Answers

2 more than

Karata 7 ya Kgwetlho ya Matesisi: Dikarabo

E kgolonyana ka 2 mo go

1. 3
2. 4
3. 5
4. 6
5. 7
6. 3
7. 4
8. 6
9. 5
10. 7

Maths Challenge Card 8: Answers

1 less than

Karata 8 ya Kgwetlho ya Matesisi: Dikarabo

1 ka fase ga

1. 0
2. 4
3. 2
4. 3
5. 1
6. 6
7. 8
8. 7
9. 5
10. 4

2. Mental Mathematics Challenge Cards: English and Xitsonga Version

Each term there will be a set of eight mental mathematics challenge cards. If you make them into cards and collect them over the course of the year, you will have a set of one card per teaching week for a year.

Use of the mental mathematics challenge cards

Once a week learners should do mental mathematics in written form, so that there is some record of your daily mental mathematics activities. You can use the **mental mathematics challenge cards** for this purpose.

Learners should not use concrete material to work out the answers in mental mathematics. If learners need to, let them use their fingers as a concrete aid during mental mathematics, but make a note of who they are and then spend time with them during remediation to help them with the basic number and operation skills. Mental mathematics skills improve hugely from Grade 1 to Grade 3. In Grade 1 learners might only manage five questions, especially when they have to write the answers, but by Grade 3 learners should manage ten questions with written answers easily.

Maths Challenge Card 1

What number comes after?

Khadi ra ntlhotlho wa Tihlayo 1

Hi yihi nomboro leyi nga endzhaku ka?

1. 0
2. 1
3. 2
4. 3
5. 4
6. 3
7. 1
8. 2
9. 4
10. 0

Maths Challenge Card 2

What number comes before?

Khadi ra ntlhotlho wa Tihlayo 2?

Hi yihi nomboro leyi nga emahlweni?

1. 2
2. 4
3. 3
4. 5
5. 1
6. 4
7. 3
8. 1
9. 5
10. 2

Maths Challenge Card 3

Count

Khadi ra ntlhotlho wa Tihlayo 3

Ku hlaya

1. 0, 1, __, __
2. 1, 2, __, __
3. 3, 4, __
4. 2, 3, __, __
5. 0, __, __, 3
6. 2, __, __, 5
7. 5, 4, __, __, 1
8. 4, __, __, 1
9. 2, __, __, 5
10. __, __, 4, 5

Maths Challenge Card 4

Order from smallest to biggest

Khadi ra ntlhotlho wa Tihlayo4

Longoloxa ku suka ka leyitsongo swinene ku fika ka leyikulu swinene.

1. 3, 1, 2
2. 5, 1, 2
3. 4, 1, 2
4. 0, 2, 1
5. 2, 4, 3
6. 5, 4, 3
7. 5, 1, 3
8. 4, 2, 3
9. 4, 2, 5
10. 5, 3, 1

Maths Challenge Card 1: Answers

What number comes after?

Khadi ra ntlhotlho wa Tihlayo 1: Tinhlamulo

Hi yihi nomboro leyi nga endzhaku ka?

1. 1
2. 2
3. 3
4. 4
5. 5
6. 4
7. 2
8. 3
9. 5
10. 1

Maths Challenge Card 2: Answers

What number comes before?

Khadi ra ntlhotlho wa Tihlayo: Tinhlamulo

Hi yihi nomboro leyi nga emahlweni?

1. 1
2. 3
3. 2
4. 4
5. 0
6. 3
7. 2
8. 0
9. 4
10. 1

Maths Challenge Card 3: Answers

Count

Khadi ra ntlhotlho wa Tihlayo 3: Tinhlamulo

Ku hlaya

1. 2, 3
2. 3, 4
3. 5
4. 4, 5
5. 1, 2
6. 3, 4
7. 3, 2
8. 3, 2
9. 3, 4
10. 2, 3

Maths Challenge Card 4: Answers

Order from smallest to biggest

Khadi ra ntlhotlho wa Tihlayo 4: Tinhlamulo

Longoloxa ku suka ka leyitsongo swinene ku fika ka leyikulu swinene

1. 1, 2, 3
2. 1, 2, 5
3. 1, 2, 4
4. 0, 1, 2
5. 2, 3, 4
6. 3, 4, 5
7. 1, 3, 5
8. 2, 3, 4
9. 2, 4, 5
10. 1, 3, 5

Maths Challenge Card 5

Order from biggest to smallest

Khadi ra ntlhotlho wa Tihlayo 5

Longoloxa ku suka ka leyikulu swinene ku fika ka leyintsongo swinene

1. 3, 1, 2
2. 5, 1, 2
3. 4, 1, 2
4. 0, 2, 1
5. 2, 4, 3
6. 5, 4, 3
7. 1, 5, 3
8. 4, 2, 3
9. 4, 2, 5
10. 1, 3, 5

Maths Challenge Card 6

1 more than

Khadi ra ntlhotlho wa Tihlayo 6

1 ku tlula

1. $2 + 1 =$
2. $1 + 1 =$
3. $3 + 1 =$
4. $4 + 1 =$
5. $0 + 1 =$
6. $1 + 2 =$
7. $1 + 1 =$
8. $3 + 1 =$
9. $4 + 1 =$
10. $1 + 0 =$

Maths Challenge Card 7

2 more than

Khadi ra ntlhotlho wa Tihlayo 7

2 ku tlula

1. $1 + 2 =$
2. $2 + 2 =$
3. $3 + 2 =$
4. $4 + 2 =$
5. $5 + 2 =$
6. $2 + 1 =$
7. $2 + 2 =$
8. $2 + 4 =$
9. $2 + 3 =$
10. $2 + 5 =$

Maths Challenge Card 8

1 less than

Khadi ra ntlhotlho wa Tihlayo 8

1 ehansi

1. $1 - 1 =$
2. $5 - 1 =$
3. $3 - 1 =$
4. $4 - 1 =$
5. $2 - 1 =$
6. $7 - 1 =$
7. $9 - 1 =$
8. $8 - 1 =$
9. $6 - 1 =$
10. $5 - 1 =$

Maths Challenge Card 5: Answers

Order from biggest to smallest

Khadi ra ntlhotlho wa Tihlayo 5: Tinhlamulo

Longoloxa ku suka ka leyikulu swinene ku fika ka leyintsongo swinene

1. 3, 2, 1
2. 5, 2, 1
3. 4, 2, 1
4. 2, 1, 0
5. 4, 3, 2
6. 5, 4, 3
7. 5, 3, 1
8. 4, 3, 2
9. 5, 4, 2
10. 5, 3, 1

Maths Challenge Card 6: Answers

1 more than

Khadi ra ntlhotlho wa Tihlayo 6: Tinhlamulo

1 ku tlula

1. 3
2. 2
3. 4
4. 5
5. 1
6. 3
7. 2
8. 4
9. 5
10. 1

Maths Challenge Card 7: Answers

2 more than

Khadi ra ntlhotlho wa Tihlayo 7: Tinhlamulo

2 ku tlula

1. 3
2. 4
3. 5
4. 6
5. 7
6. 3
7. 4
8. 6
9. 5
10. 7

Maths Challenge Card 8: Answers

1 less than

Khadi ra ntlhotlho wa Tihlayo 8: Tinhlamulo

1 ehansia

1. 0
2. 4
3. 2
4. 3
5. 1
6. 6
7. 8
8. 7
9. 5
10. 4

3. Enrichment Activity Cards: English version

Each term a set of new enrichment cards will be provided. You should retain this set, as they will not be reproduced each term.

Use of the enrichment activity cards

Optional as required.

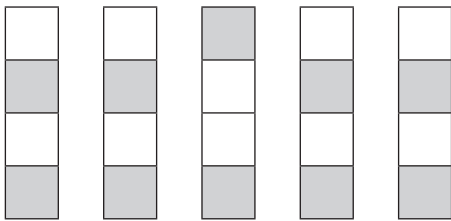
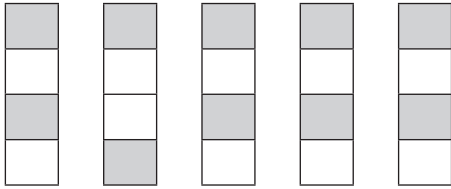
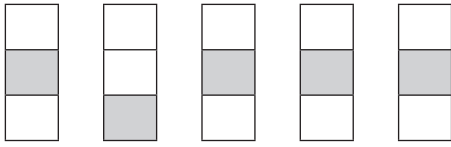
These cards include activities that you can use for enrichment opportunities for learners who have completed the lesson activities ahead of the rest of the class. Learners should work on these cards independently or with their peers who have also completed the classwork. You may need to explain some of the activities to the learners who use them. You should remind them to ask you questions about any of the enrichment activities that they are doing, so that you can guide them as necessary.

You should photocopy the enrichment cards, paste them onto cardboard and laminate them (if possible), so that they can be used as a resource, not only this year but in the future as well.

Put the cardboard laminated cards into a box in a set place in your classroom, so that learners know where to find them. These cards are for all learners and do not have to be used in a particular order. Learners should keep a record of the cards that they have done, so that they continue to choose a new card each time they go to the box. Learners must be taught to replace the cards in numeric order in the box, so that everyone who looks for cards can easily find the one they want to use.

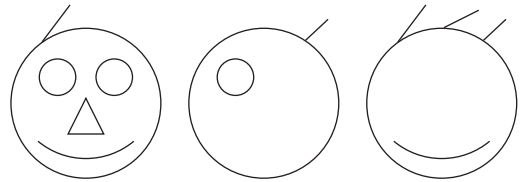


Enrichment Activity 1.1

Which one does not belong?



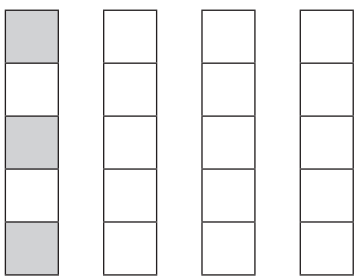
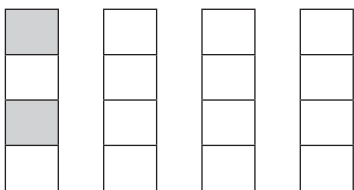
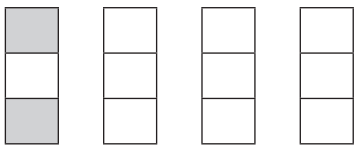
Enrichment Activity 1.2

Complete the faces.



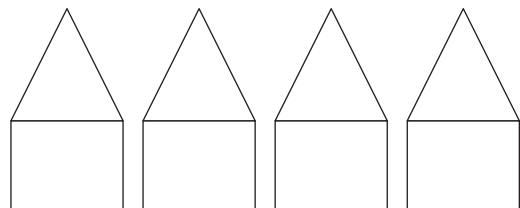
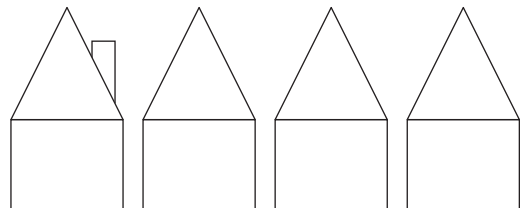
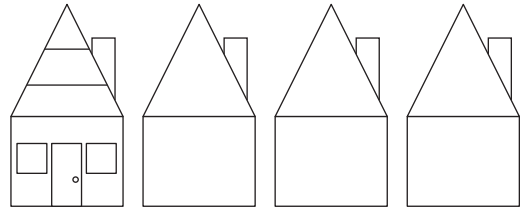
Enrichment Activity 1.3

Colour the others to make them look like the first one.



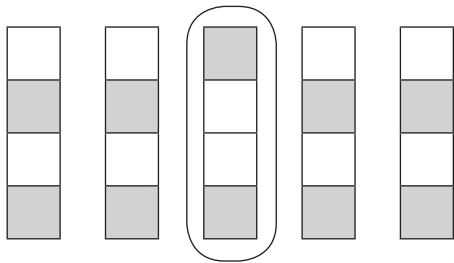
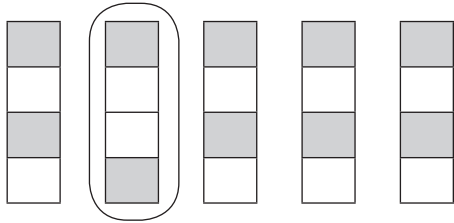
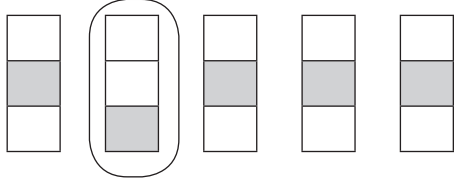
Enrichment Activity 1.4

Complete the houses.






Enrichment Activity 1.1: Answers

Which one does not belong?



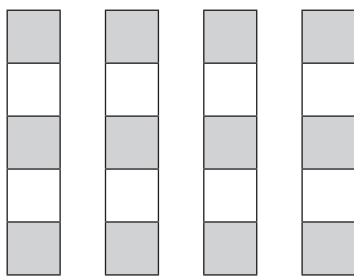
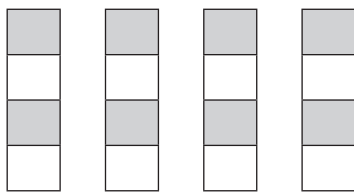
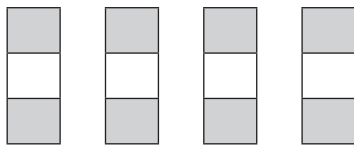
Enrichment Activity 1.2: Answers

Complete the faces.



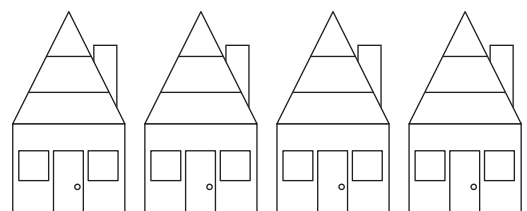
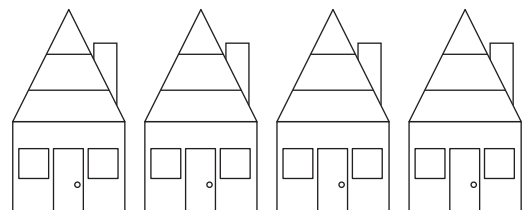
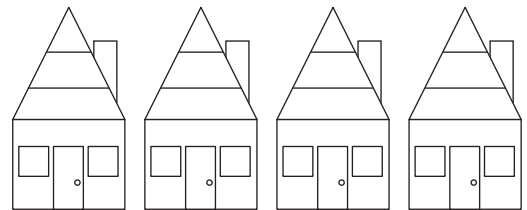
Enrichment Activity 1.3: Answers

Colour the others to make them look like the first one.




Enrichment Activity 1.4: Answers

Complete the houses.



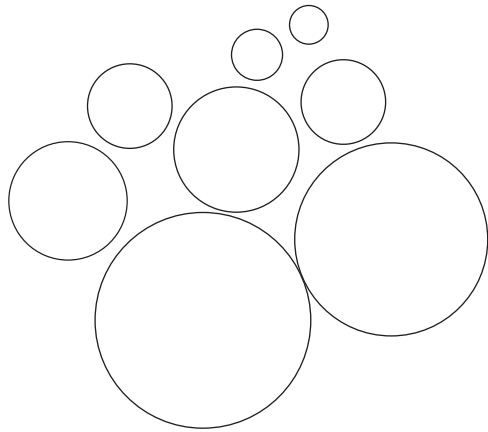
Enrichment Activity 1.5

Colour the biggest bear.




Colour the ball closest to you in blue.

Colour the ball furthest from you in green.





Enrichment Activity 1.6

Trace the suns and colour them.



Enrichment Activity 1.7

Draw arrows to show which way the boys are walking.



Enrichment Activity 1.8

Colour the mouse in the middle.



On the left.




On the right.



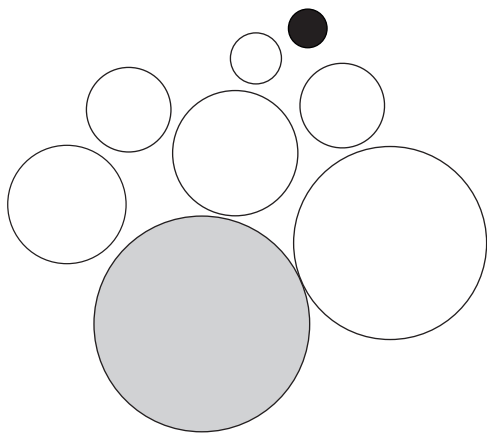
Enrichment Activity 1.5: Answers

Colour the biggest bear.




Colour the ball closest to you in blue.

Colour the ball furthest from you in green.



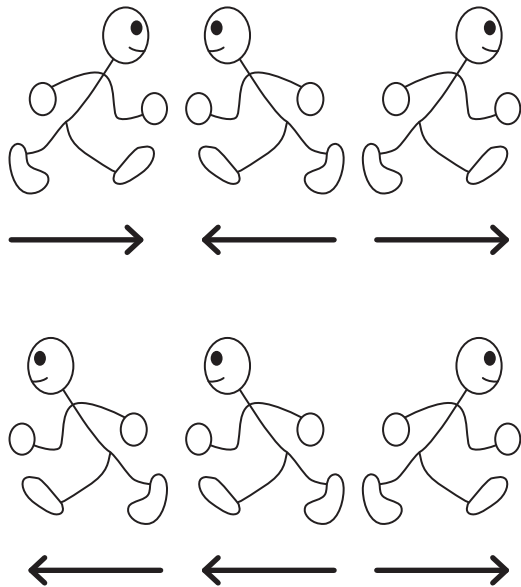
Enrichment Activity 1.6: Answers

Trace the suns and colour them.




Enrichment Activity 1.7: Answers

Draw arrows to show which way the boys are walking.




Enrichment Activity 1.8: Answers


Colour the mouse in the middle.



On the left.

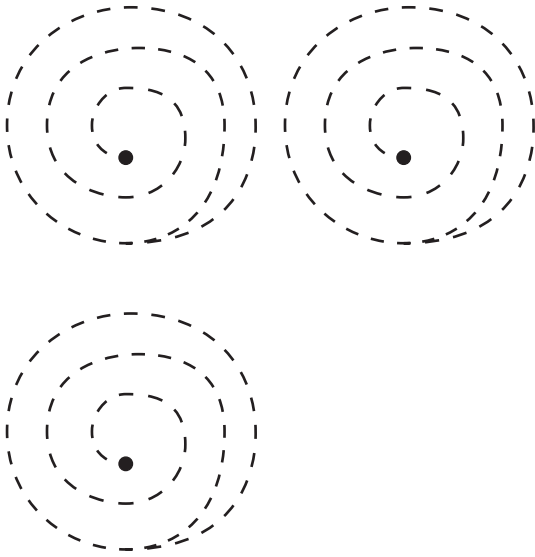


On the right.



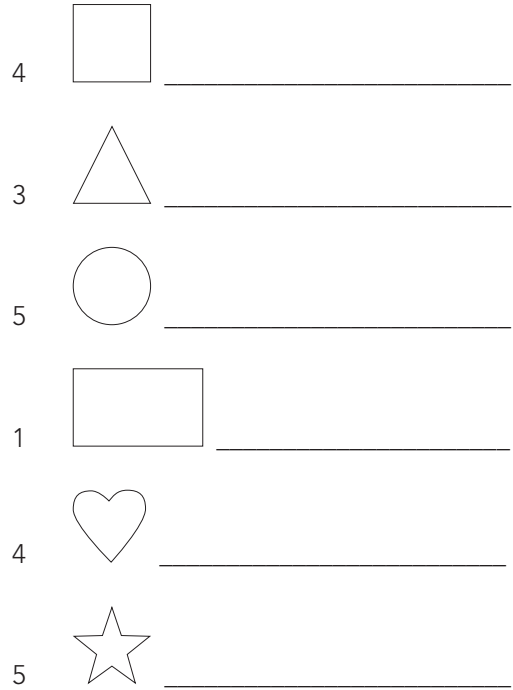
Enrichment Activity 1.9

Trace these patterns. Start on the inside.



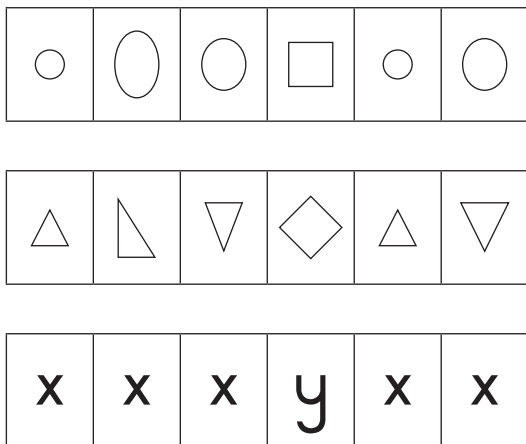
Enrichment Activity 1.10

Draw the following:




Enrichment Activity 1.11

Which one does not belong?




Enrichment Activity 1.12

Draw the same:



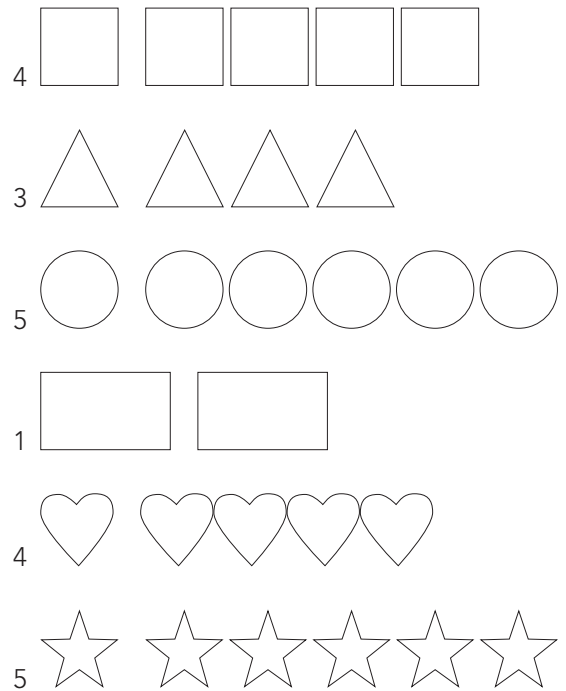
Enrichment Activity 1.9: Answers

Trace these patterns. Start on the inside.



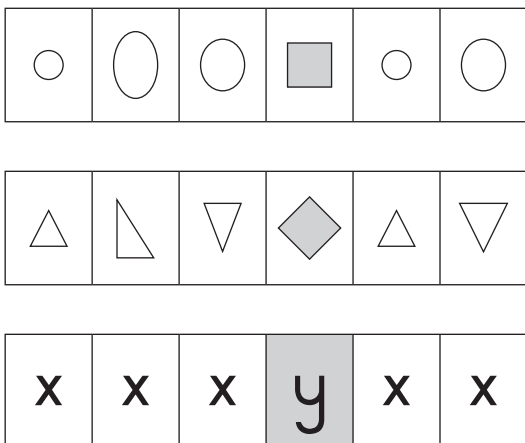
Enrichment Activity 1.10: Answers

Draw the following:




Enrichment Activity 1.11: Answers

Which one does not belong?



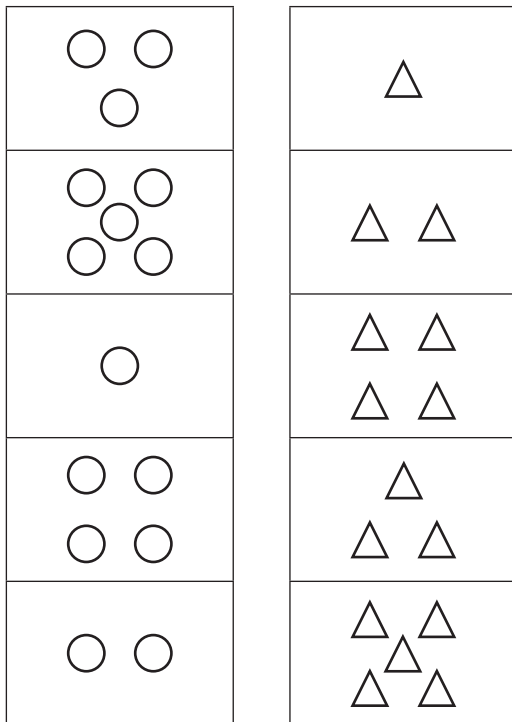
Enrichment Activity 1.12: Answers

Draw the same:




Enrichment Activity 1.13

Match these blocks.




Enrichment Activity 1.14

Complete the face using symmetry.




Enrichment Activity 1.15

Trace the patterns.




Enrichment Activity 1.16


Draw 2 more.



Draw 1 more.

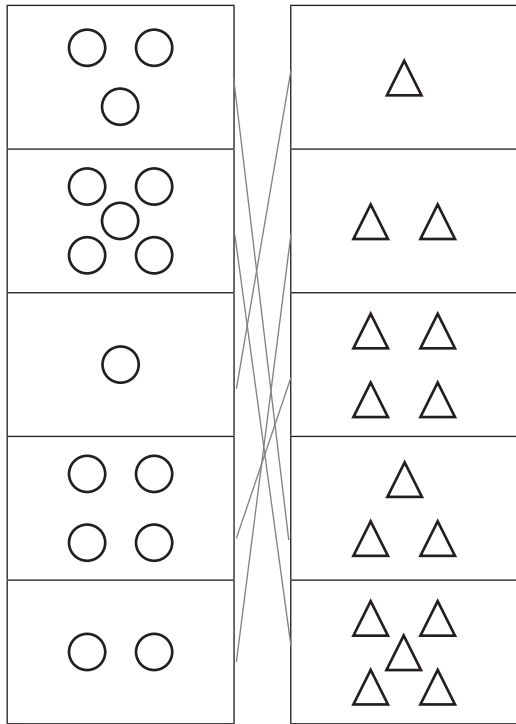


Draw the same number.




Enrichment Activity 1.13: Answers

Match these blocks.



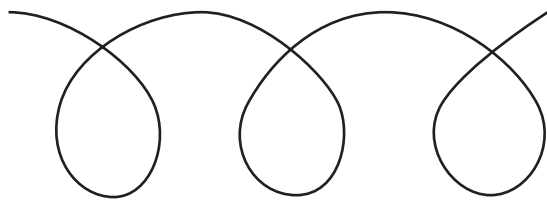

Enrichment Activity 1.14: Answers

Complete the face using symmetry.




Enrichment Activity 1.15: Answers

Trace the patterns.

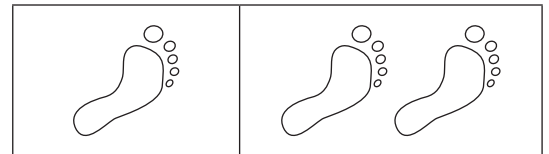


Enrichment Activity 1.16: Answers


Draw 2 more.



Draw 1 more.



Draw the same number.



Enrichment Activity 1.17

Colour all the



red




yellow



blue



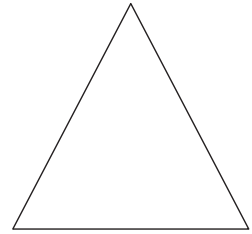



green



Enrichment Activity 1.18

Add to these shapes to make your own picture.



Enrichment Activity 1.19

Draw the following:

4 cats




2 more cats



5 apples



3 less apples



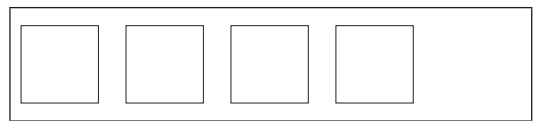
Enrichment Activity 1.20

Draw the following:

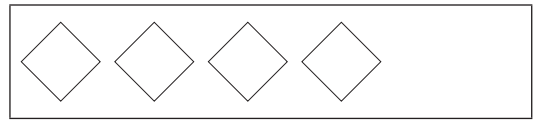
2 more



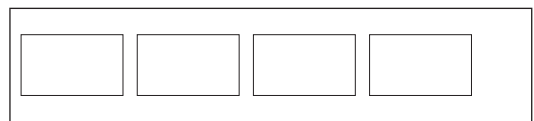
2 less



1 more



4 less



Enrichment Activity 1.17: Answers

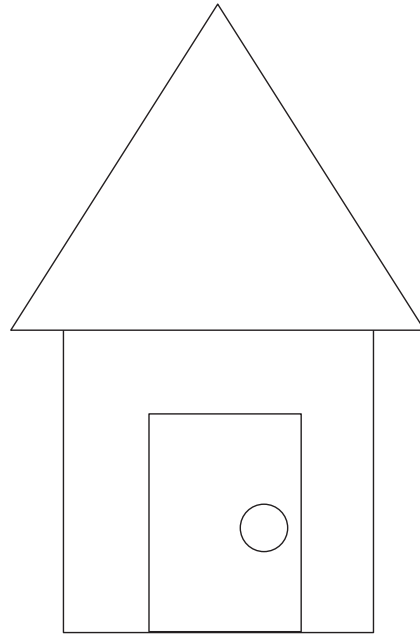
Colour all the

-  red
-  yellow
-  blue
-  green



Enrichment Activity 1.18: Answers


Add to these shapes to make your own picture.




Enrichment Activity 1.19: Answers

Draw the following:


4 cats



2 more cats



5 apples




3 less apples



Enrichment Activity 1.20: Answers

Draw the following:

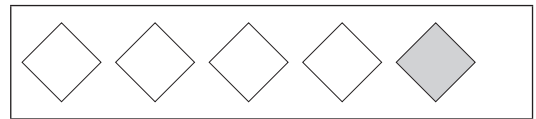
2 more



2 less



1 more




4 less



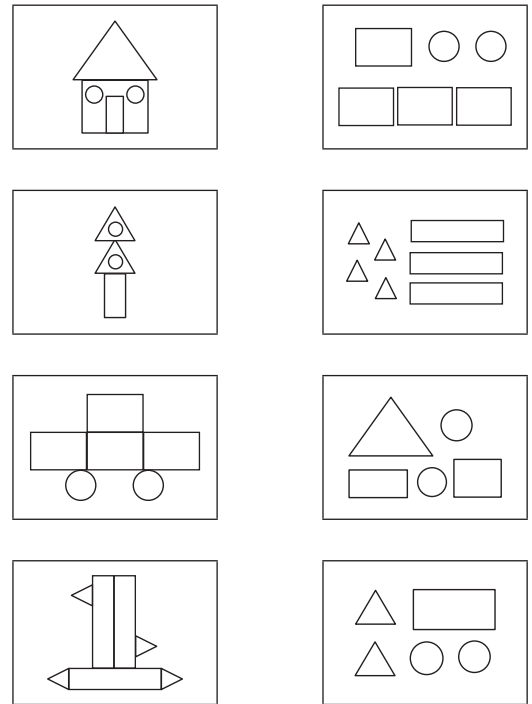
Enrichment Activity 1.21

Draw a line to the picture that matches the one on the left.



Enrichment Activity 1.22

Match the pictures with the shapes.



Enrichment Activity 1.23

Complete the following:

1 more than 2 is _____

1 more than 3 is _____

2 more than 4 is _____

2 more than 0 is _____

3 more than 1 is _____

3 more than 2 is _____

1 less than 2 is _____

2 less than 4 is _____

4 less than 5 is _____

Enrichment Activity 1.24

Complete the following:

$$2 + 3 = \square$$

$$4 + 2 = \square$$

$$3 + 3 = \square$$

$$1 + 1 = \square$$

$$0 + 1 = \square$$

$$1 - 0 = \square$$

$$2 - 1 = \square$$


$$5 + 5 = \square$$

$$7 - 4 = \square$$

$$3 + 1 = \square$$


Enrichment Activity 1.21: Answers

Draw a line to the picture that matches the one on the left.



Enrichment Activity 1.22: Answers

Match the pictures with the shapes.



Enrichment Activity 1.23: Answers

Complete the following:

1 more than 2 is 3

1 more than 3 is 4

2 more than 4 is 6

2 more than 0 is 2

3 more than 1 is 4

3 more than 2 is 5

1 less than 2 is 1

2 less than 4 is 2

4 less than 5 is 1

Enrichment Activity 1.24: Answers

Complete the following:

$$2 + 3 = 5$$

$$4 + 2 = 6$$

$$3 + 3 = 6$$

$$1 + 1 = 2$$

$$0 + 1 = 1$$

$$1 - 0 = 1$$

$$2 - 1 = 1$$

$$5 + 5 = 10$$

$$7 - 4 = 3$$

$$3 + 1 = 4$$

Enrichment Activity 1.25

Colour the following:

All the 2's

4	2	5	1	2	3	2	1	2
---	---	---	---	---	---	---	---	---

All the 3's

ε	3	ε	Ϟ	ε	3	3	Ϟ	ε
---	---	---	---	---	---	---	---	---

All the 4's

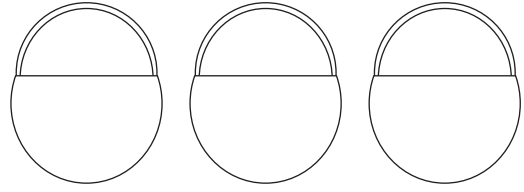
3	2	4	1	4	5	1	4	3
---	---	---	---	---	---	---	---	---

All the 5's

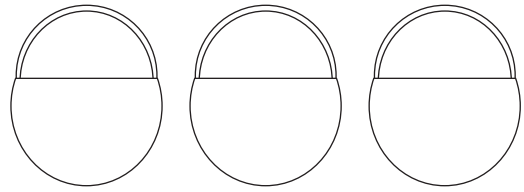
5	3	7	1	4	5	5	0	3
---	---	---	---	---	---	---	---	---

Enrichment Activity 1.26

Put apples in the basket.



2 apples 3 more apples 1 less apple



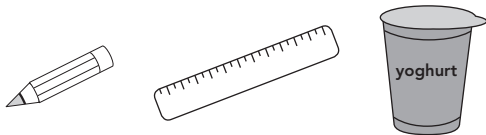


5 apples 4 less apples 3 more apple

Enrichment Activity 1.27

Which is heavier?




Circle the heaviest picture in each line.



Enrichment Activity 1.28

Who has the most

Circle the picture.



Enrichment Activity 1.25: Answers

Colour the following:

All the 2's



All the 3's



All the 4's

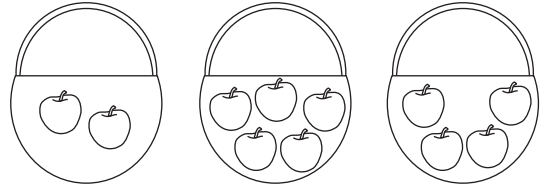


All the 5's




Enrichment Activity 1.26: Answers

Put apples in the basket.



2 apples 3 more apples 1 less apple



5 apples 4 less apples 3 more apple

Enrichment Activity 1.27: Answers

Which is heavier?


Circle the heaviest picture in each line.



Enrichment Activity 1.28: Answers


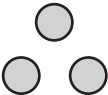
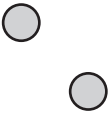
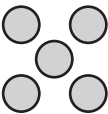

Who has the most

Circle the picture.



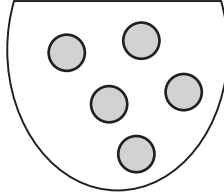
Enrichment Activity 1.29

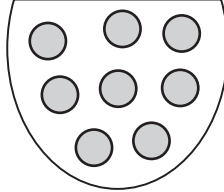
Match the number name and counters with each other.

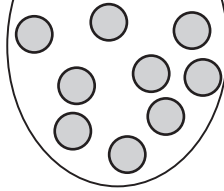
3	two	
1	five	
4	three	
5	one	
2	four	

Enrichment Activity 1.30

How many marbles do you see?





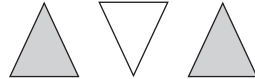



Enrichment Activity 1.31


How many squares can you see?


Enrichment Activity 1.32

Complete the pattern.

 _____



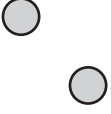
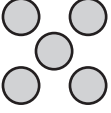

 _____

 _____

 _____

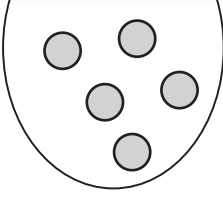
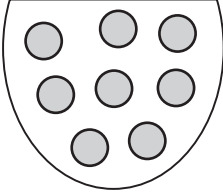
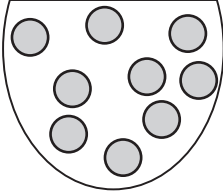
Enrichment Activity 1.29: Answers

Match the number name and counters with each other.

3	two	
1	five	
4	three	
5	one	
2	four	


Enrichment Activity 1.30: Answers

How many marbles do you see?


5

8

9

Enrichment Activity 1.31: Answers




How many squares can you see?



21

Enrichment Activity 1.32: Answers

Complete the pattern.


4. Enrichment Activity Cards: Sepedi version

Each term a set of new enrichment cards will be provided. You should retain this set, as they will not be reproduced each term.

Use of the enrichment activity cards

Optional as required.

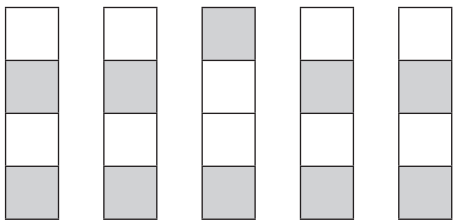
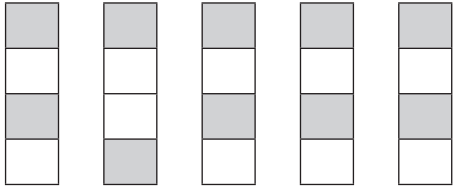
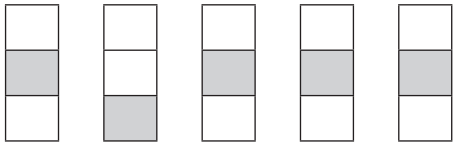
These cards include activities that you can use for enrichment opportunities for learners who have completed the lesson activities ahead of the rest of the class. Learners should work on these cards independently or with their peers who have also completed the classwork. You may need to explain some of the activities to the learners who use them. You should remind them to ask you questions about any of the enrichment activities that they are doing, so that you can guide them as necessary.

You should photocopy the enrichment cards, paste them onto cardboard and laminate them (if possible), so that they can be used as a resource, not only this year but in the future as well.

Put the cardboard laminated cards into a box in a set place in your classroom, so that learners know where to find them. These cards are for all learners and do not have to be used in a particular order. Learners should keep a record of the cards that they have done, so that they continue to choose a new card each time they go to the box. Learners must be taught to replace the cards in numeric order in the box, so that everyone who looks for cards can easily find the one they want to use.

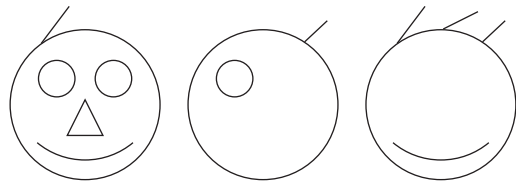


Mošongwana wa go oketša tšebo 1.1

Ke efe ye e sa tšamalaenego?



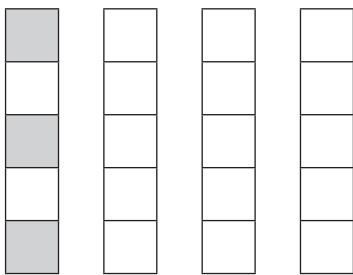
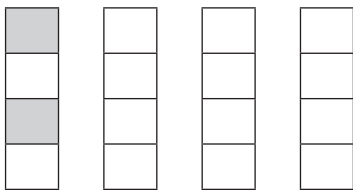
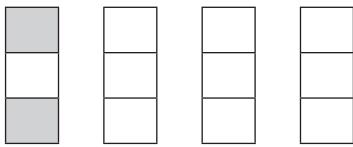
Mošongwana wa go oketša tšebo 1.2

Feleletša difahlego.



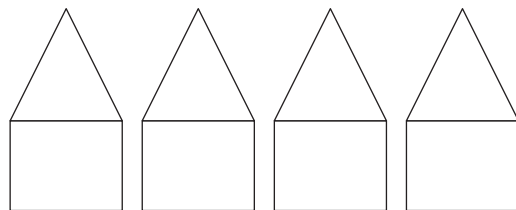
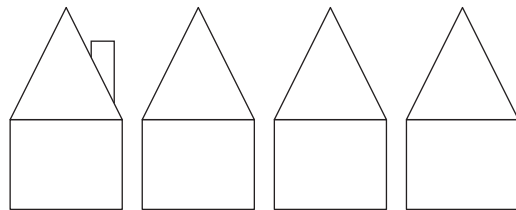
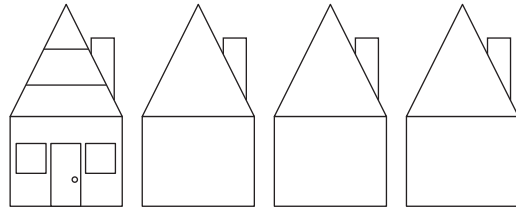
Mošongwana wa go oketša tšebo 1.3

Khalara tše dingwe gore di bonale di tshwana le ya mathomo.



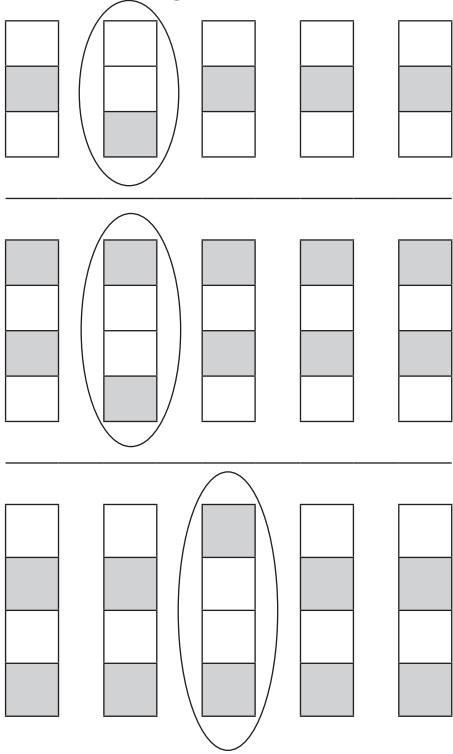
Mošongwana wa go oketša tšebo 1.4

Feleletša dintlo.




Karabo ya koketša tšebo 1.1

Ndi ifhio i songo fanelaho uvha afho?



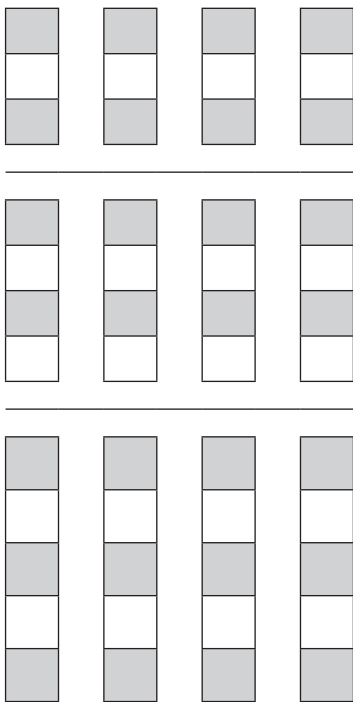
Karabo ya koketša tšebo 1.2

Feleletša dintlo



Karabo ya koketša tšebo 1.3

Khalara tše dingwe gore di bonagale di swane le ya mathomo.




Karabo ya koketša tšebo 1.4

Kakaretšo ya dintlo tše di feleletšeng

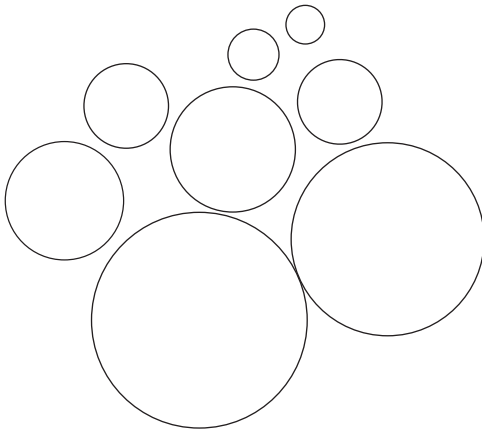


Mošongwana wa go oketša tšebo 1.5

Khalara bera e kgolokgolo.




Khalara kgwele e nnyannyane ka botalalerata gomme e kgolokgolo ka botalamorogo.





Mošongwana wa go oketša tšebo 1.6

Gatiša matsšatši gomme o a khalare.



Mošongwana wa go oketša tšebo 1.7

Thala mehlala go bontšha gore bašemane ba tšamaela go ya kae?



Mošongwana wa go oketša tšebo 1.8

Khalara legotlo la mo magareng.



La ka go la ngele.




La ka la go ja.

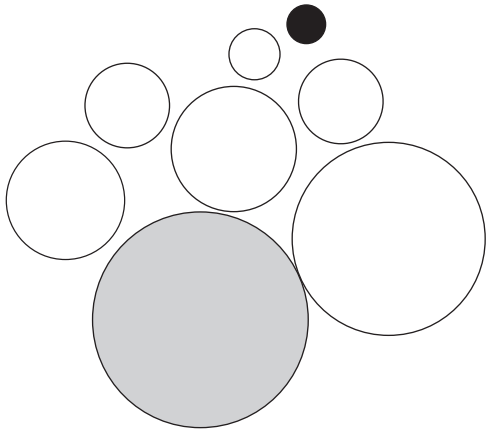


Karabo ya koketša tšebo 1.5

Khalarani tshivingwi tshihulusa.




Khalara kgwele e nnyanyane ka botalalerata gomme e kgolokgolo ka botalamorogo.





Karabo ya koketša tšebo 1.6

Gatiša matšatši gomme o a khalare.



Karabo ya koketša tšebo 1.7

Thala mehlala go bontšha gore bašemane ba tšamaela go ya kae.



Karabo ya koketša tšebo 1.8

Khalara legotlo la mo magareng.



La ka go la ngele.

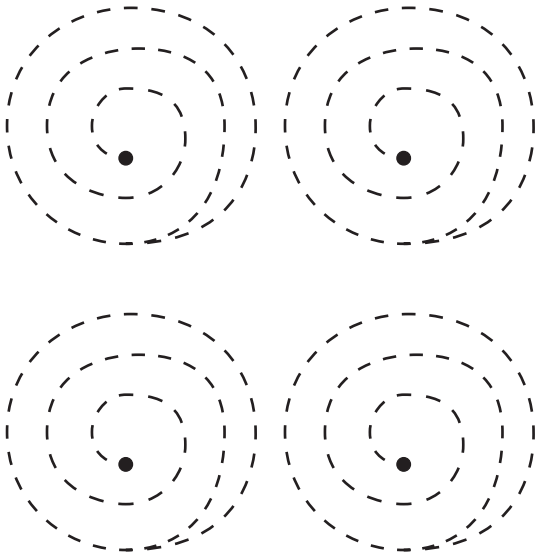


La ka la go ja.



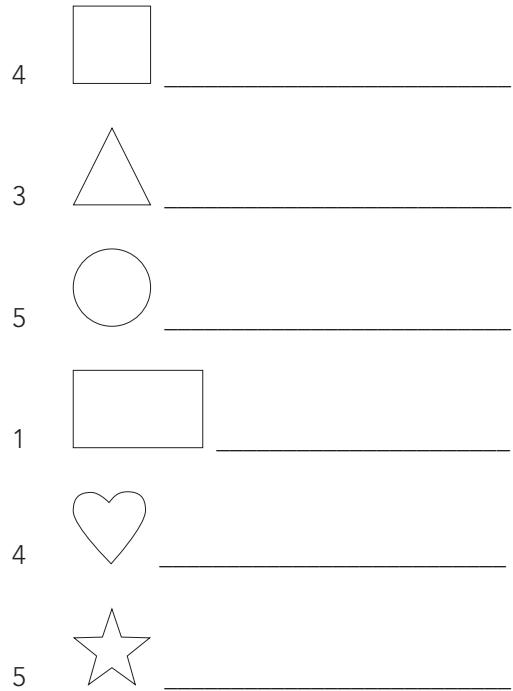
Mošongwana wa go oketša tšebo 1.9

Gatiša dipaterone tše.Thoma ka mo gare.



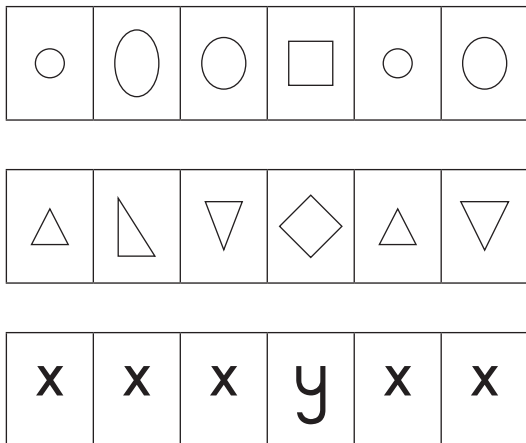
Mošongwana wa go oketša tšebo 1.10

Thala tše di latelago:




Mošongwana wa go oketša tšebo 1.11

Ke efe ye e sa tšamalaenego?



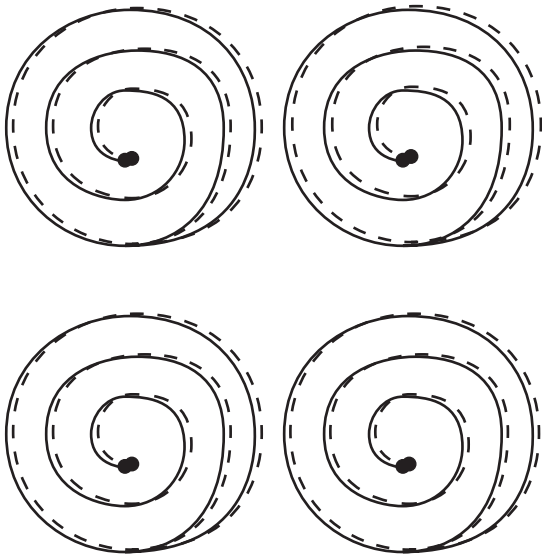
Mošongwana wa go oketša tšebo 1.12

Thala ye e tshwanago:




Karabo ya koketša tšebo 1.9

Gatiša dipaterone tše. Thoma ka mo gare.



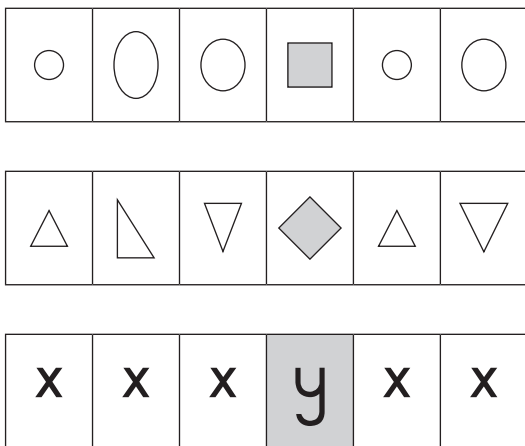
Karabo ya koketša tšebo 1.10

Thala tše di latelago:



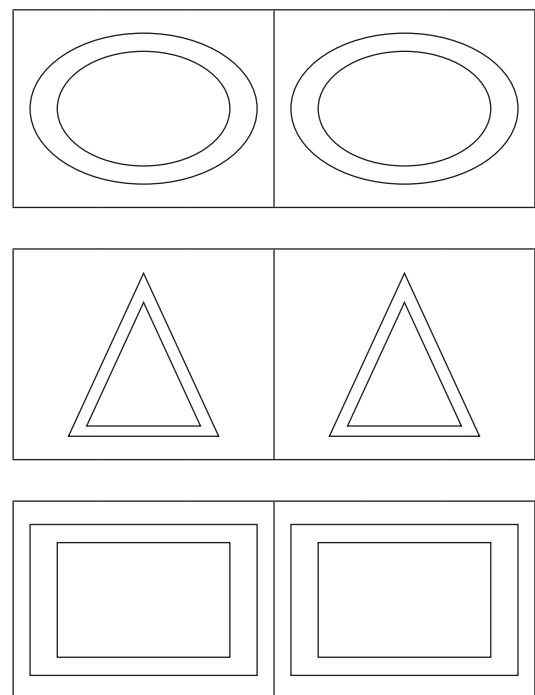
Karabo ya koketša tšebo 1.11

Ke efe ye e sa tšamalaenego?



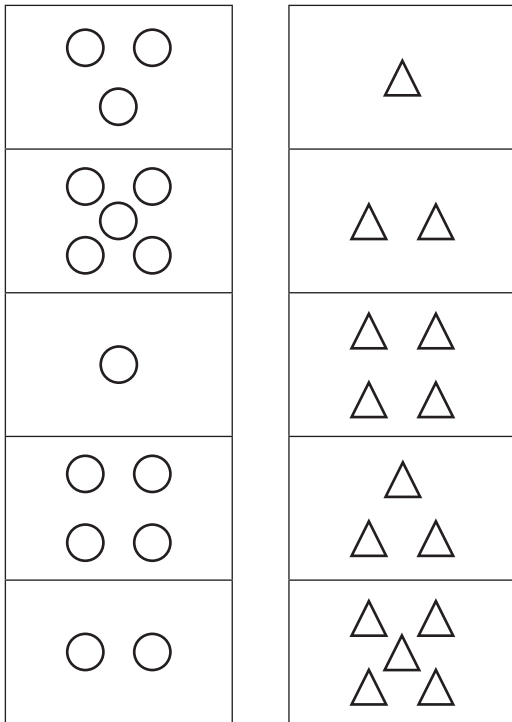
Karabo ya koketša tšebo 1.12

Thala ye e tshwanago:




Mošongwana wa go oketša tšebo 1.13

Nyalantšha diploko tše.




Mošongwana wa go oketša tšebo 1.14

Feleletša sefahlego.




Mošongwana wa go oketša tšebo 1.15

Gatiša dipaterone.




Mošongwana wa go oketša tšebo 1.16


Thala tše 2 gape.



Thala le le 1 gape.

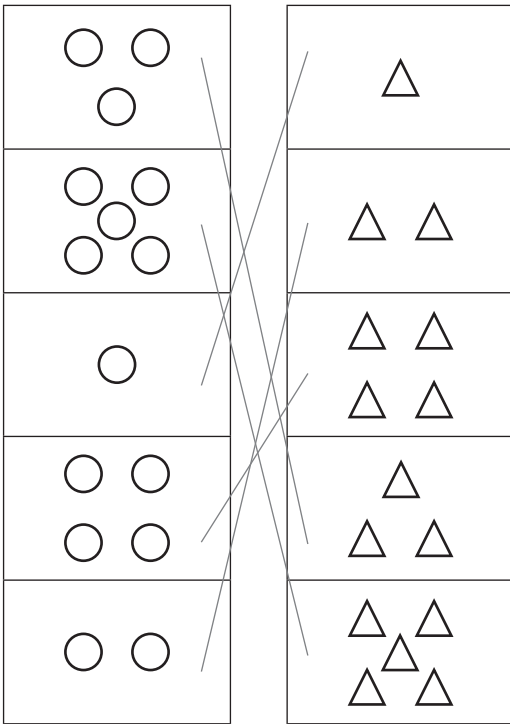


Thala se se tshwanago.




Karabo ya koketša tšebo 1.13

Nyalantšha diploko tše.



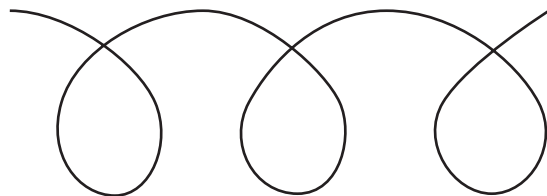

Karabo ya koketša tšebo 1.1

Feleletša sefahlego.




Karabo ya koketša tšebo 1.15

Gatiša dipaterone.

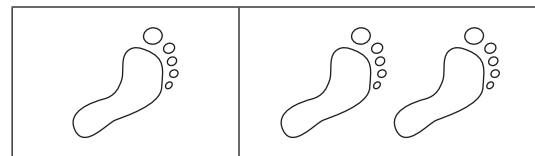


Karabo ya koketša tšebo 1.16


Thala tše 2 gape.



Thala le le 1 gape.



Thala se se tshwanago.




Mošongwana wa go oketša tšebo 1.17

Khalara kamoka:

△ ka bokhwibidu ○ serolwana


□ talalerata

▭ talamorogo.



Mošongwana wa go oketša tšebo 1.18


Hlakantšha dibopego tše gomme o itirele
seswantšho sa gago.



Mošongwana wa go oketša tšebo 1.19

Thala tše di latelago:

dikatše tše 4



dikatše tše 2 gape



diapola tše 5




diapola tše dinnyanenyane



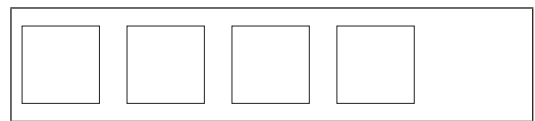
Mošongwana wa go oketša tšebo 1.20

Thala tše di latelago:

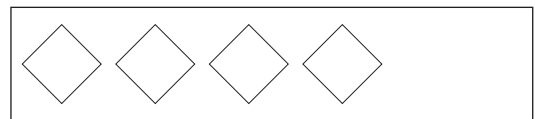
tše dikgolonyana ka 2



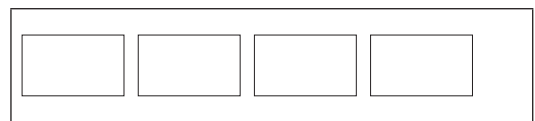
tše dinnyane ka 2



tše dikgolonyana ka 1








tše dinnyane ka 4



Karabo ya koketša tšebo 1.17

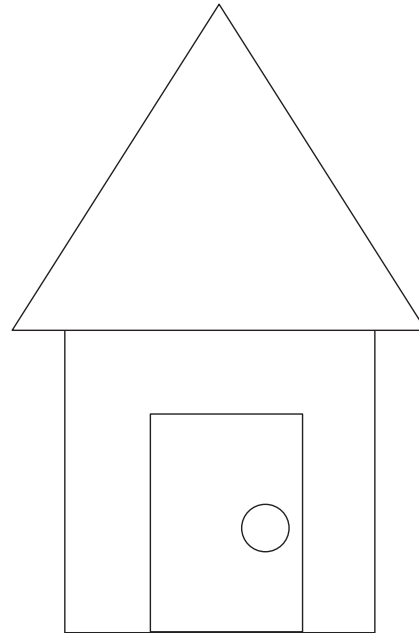
Khalara kamoka

-  ka bokhwibidu
-  serolwana
-  talalerata
-  talamorogo



Karabo ya koketša tšebo 1.18


Hlakantšha dibopego tše gomme o itirele
seswantšho sa gago.




Karabo ya koketša tšebo 1.19: Phindulo

Thala tše di latelago:


dikatše tše 4



dikatše tše 2 gape



diapola tše 5




diapola tše dinnyanenyane



Karabo ya koketša tšebo 1.20

Thala tše di latelago:

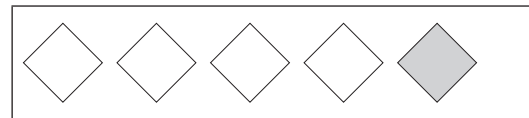
tše dikgolonyana ka 2



tše dinnyane ka 2



tše dikgolonyana ka 1




tše dinnyane ka 4



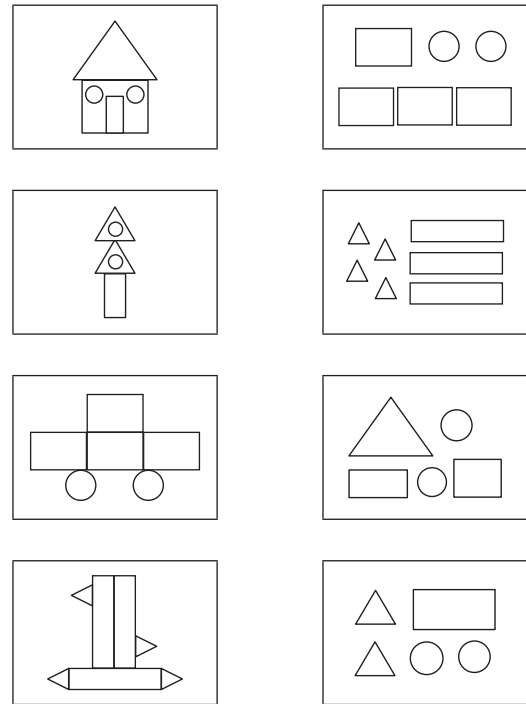
Mošongwana wa go oketša tšebo 1.21

Thala mola go ya kwa seswantšhong se se nyalanang le se se ka go la ngele.



Mošongwana wa go oketša tšebo 1.22

Nyalantšha diswantšho le dibopeggo.



Mošongwana wa go oketša tšebo 1.23

Feleletša tše di latelago:

- palo 1 go feta. 2 ke _____
palo 1 go feta. 3 ke _____
palo 2 go feta.4 ke _____
palo 2 go feta.0 ke _____
palo e kgolonyana ka 3 mo go 1 ke _____
palo e kgolonyana ka 3 mo go 2 ke _____
palo 1 go feta. 2 ke _____
palo 2 go feta.4 ke _____
palo e kgolonyana ka 4 mo go 5 ke _____


Mošongwana wa go oketša tšebo 1.24

Feleletša tše di latelago:

- $2 + 3 = \square$
 $4 + 2 = \square$
 $3 + 3 = \square$
 $1 + 1 = \square$
 $0 + 1 = \square$
 $1 - 0 = \square$
 $2 - 1 = \square$
 $5 + 5 = \square$
 $7 - 4 = \square$
 $3 + 1 = \square$

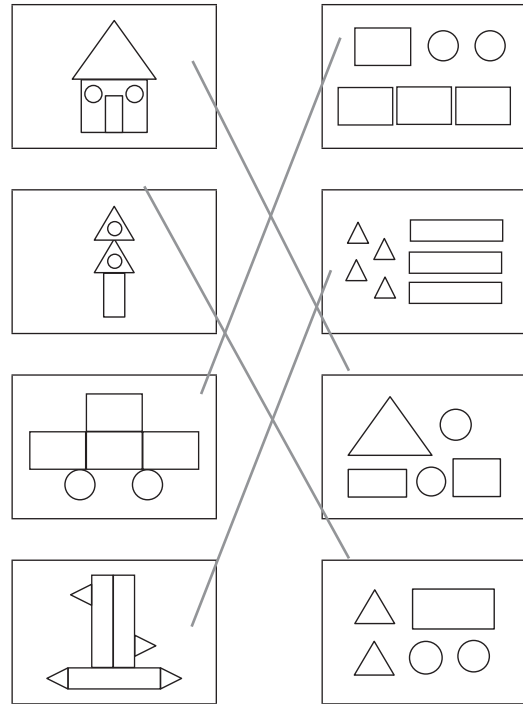
Karabo ya koketša tšebo 1.21

Thala mola go ya kwa seswantšhong se se nyalanang le se se ka go la ngele.



Karabo ya koketša tšebo 1.22

Livhanyani zwifanyiso na zwivhumbeo.



Karabo ya koketša tšebo 1.23

Feleletša tše di latelago:

palo 1 go feta. 2 ke 3

palo 1 go feta. 3 ke 4

palo 2 go feta. 4 ke 6

palo 2 go feta. 0 ke 2

palo e kgolonyana ka 3 mo go 1 ke 4

palo e kgolonyana ka 3 mo go 2 ke 5

palo 1 go feta. 2 ke 1

palo 2 go feta. 4 ke 2

palo e kgolonyana ka 4 mo go 5 ke 1

Karabo ya koketša tšebo 1.24

Feleletša tše di latelago:

$$2 + 3 = \boxed{5}$$

$$4 + 2 = \boxed{6}$$

$$3 + 3 = \boxed{6}$$

$$1 + 1 = \boxed{2}$$

$$0 + 1 = \boxed{1}$$

$$1 - 0 = \boxed{1}$$

$$2 - 1 = \boxed{1}$$

$$5 + 5 = \boxed{10}$$

$$7 - 4 = \boxed{3}$$

$$3 + 1 = \boxed{4}$$

Mošongwana wa go oketša tšebo 1.25

Khalarani zwi tevhelaho:

Bo 2 kamoka

4	2	5	1	2	3	2	1	2
---	---	---	---	---	---	---	---	---

Bo 3 kamoka

ε	3	ε	Ϣ	ε	3	3	Ϣ	ε
---	---	---	---	---	---	---	---	---

Bo 4 kamoka

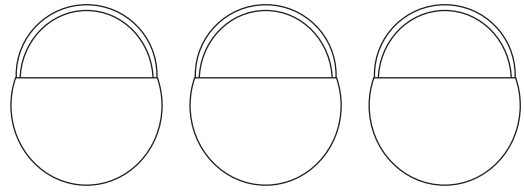
3	2	4	1	4	5	1	4	3
---	---	---	---	---	---	---	---	---

Bo 5 kamoka

5	3	7	1	4	5	5	0	3
---	---	---	---	---	---	---	---	---

Mošongwana wa go oketša tšebo 1.26

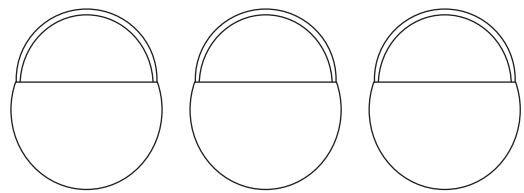
Lokela diapola ka mokotlaneng.



diapole di
le 2

diapole di le
3 gape

diapole di
dinnye ka 1



diapola tše 5

diapola ke
tše dinnyane
ka 1

diapola di
oketšegile
ka 3


Mošongwana wa go oketša tšebo 1.27

Ke eng sa boimanyana? Ageletša seswantšho sa selo sa boima.



Mošongwana wa go oketša tšebo 1.28

Ke mang a nago le dilo tša go feta ba bangwe?



Karabo ya koketša tšebo 1.25

Khalara tše di latelago:

Bo 2 kamoka

4	2	5	1	2	3	2	1	2
---	---	---	---	---	---	---	---	---

Bo 3 kamoka

ε	3	ε	ϣ	ε	3	3	ϣ	ε
---	---	---	---	---	---	---	---	---

Bo 4 kamoka

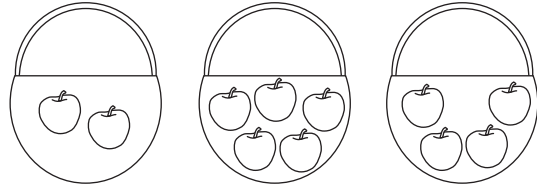
3	2	4	1	4	5	1	4	3
---	---	---	---	---	---	---	---	---

Bo 5 kamoka

5	3	7	1	4	5	5	0	3
---	---	---	---	---	---	---	---	---

Karabo ya koketša tšebo 1.2

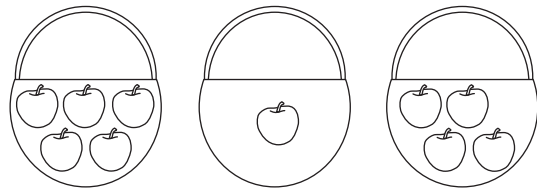
Lokela diapola ka mokotlaneng.



diapole di
le 2

diapole di le
3 gape

diapole di
dinnye ka 1



diapola ke
tše dinnyane
ka 1

diapola ke
tše dinnyane
ka 1

diapola di
oketšegile
ka 3


Karabo ya koketša tšebo 1.27

Ke eng sa boimanyana? Ageletša seswantšho sa selo sa boima.




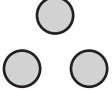
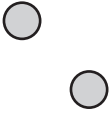
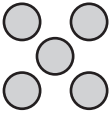

Karabo ya koketša tšebo 1.28

Ke mang a nago le dilo tša go feta ba bangwe?



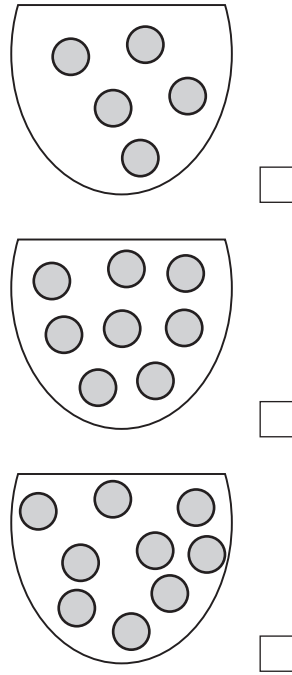
Mošongwana wa go oketša tšeboo 1.29

Nyalantšha palo, leinapalo le dibaledi kamoka.

3	pedi	 nne
1	thanu	
4	tharo	
5	tee	
2	ina	


Mošongwana wa go oketša tšebo 1.30

Naa o bona dimabolo tše kae?



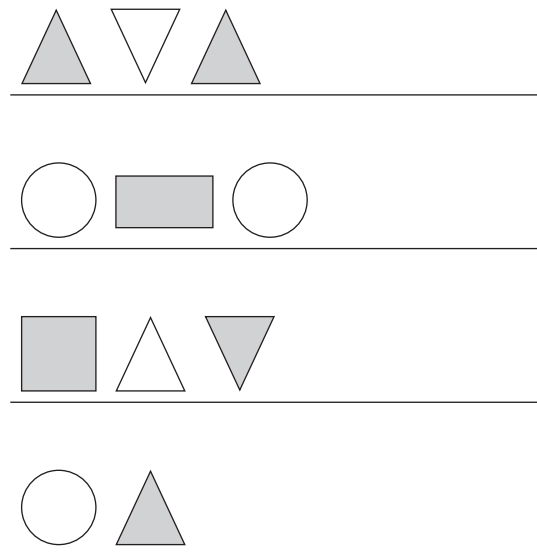
Mošongwana wa go oketša tšebo 1.31

Naa o bona dikwere tše kae?



Mošongwana wa go oketša tšebo 1.32

Feleletša paterone.



Karabo ya koketša tšebo 1.29

Nyalantšha palo, leinapalo le dibaledi kamoka.

3	pedi	●
1	thanu	● ● ●
4	tharo	● ● ● ●
5	tee	● ● ● ● ●
2	ina	● ● ● ●

Karabo ya koketša tšebo 1.30

Naa o bona dimabolo tše kae?

5

8

9

Karabo ya koketša tšebo 1.31

Naa o bona dikwere tše kae?

21

Karabo ya koketša tšebo 1.32

Feleletša paterone.

4. Enrichment Activity Cards: Xitsonga version

Each term a set of new enrichment cards will be provided. You should retain this set, as they will not be reproduced each term.

Use of the enrichment activity cards

Optional as required.

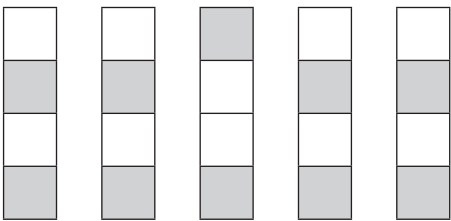
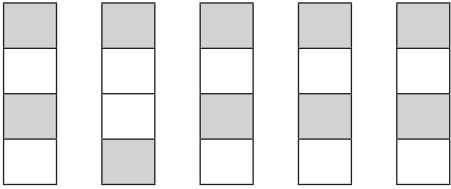
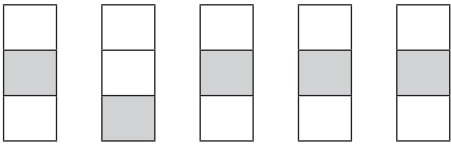
These cards include activities that you can use for enrichment opportunities for learners who have completed the lesson activities ahead of the rest of the class. Learners should work on these cards independently or with their peers who have also completed the classwork. You may need to explain some of the activities to the learners who use them. You should remind them to ask you questions about any of the enrichment activities that they are doing, so that you can guide them as necessary.

You should photocopy the enrichment cards, paste them onto cardboard and laminate them (if possible), so that they can be used as a resource, not only this year but in the future as well.

Put the cardboard laminated cards into a box in a set place in your classroom, so that learners know where to find them. These cards are for all learners and do not have to be used in a particular order. Learners should keep a record of the cards that they have done, so that they continue to choose a new card each time they go to the box. Learners must be taught to replace the cards in numeric order in the box, so that everyone who looks for cards can easily find the one they want to use.

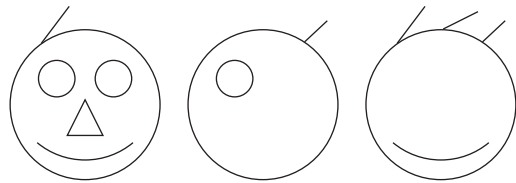


Mfumiso wa Nghingiriko 1.1

Hi xihilexi nga riki xa kona?



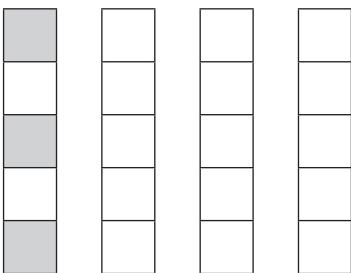
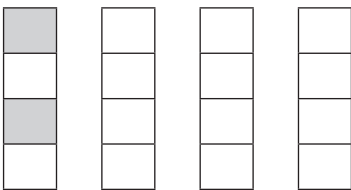
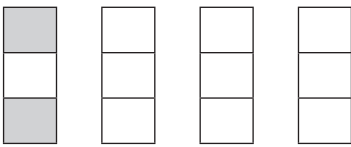
Mfumiso wa Nghingiriko 1.2

Hetisa swikandza.



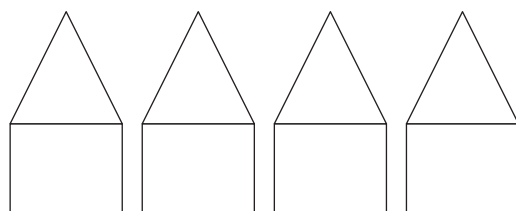
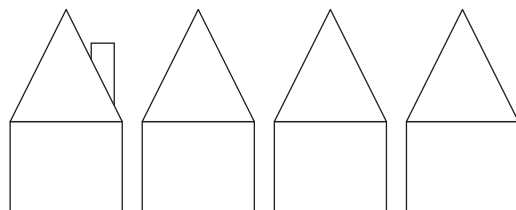
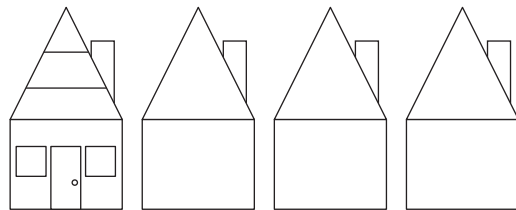
Mfumiso wa Nghingiriko 1.3

Khalara leswin'wana swi fana na leswo sungula.



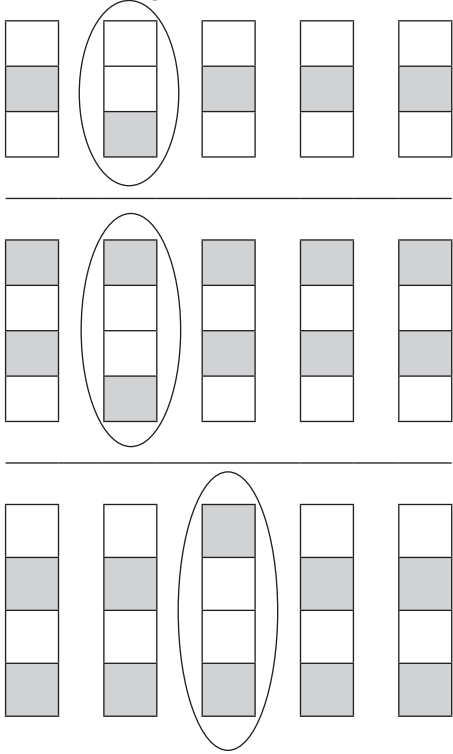
Mfumiso wa Nghingiriko 1.4

Heisa tiyindlu.




Mfumiso wa Nghingiriko 1.1: Tinhlamulo

Hi xihilexi nga riki xa kona?



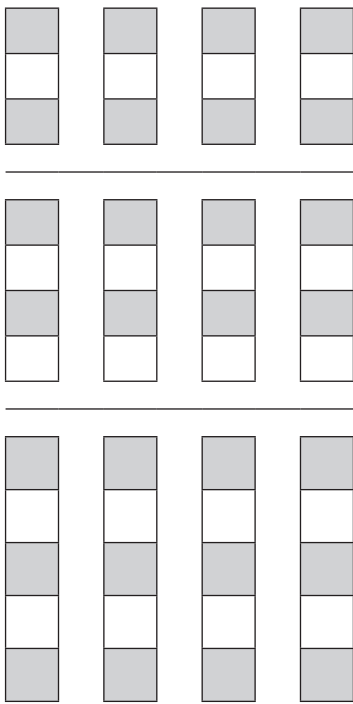
Mfumiso wa Nghingiriko 1.2: Tinhlamulo

Hetisa swikandza




Mfumiso wa Nghingiriko 1.3: Tinhlamulo

Khalara leswin'wana swi fana na leswo sungula.




Mfumiso wa Nghingiriko 1.4: Tinhlamulo

Heisa tiyindlu.

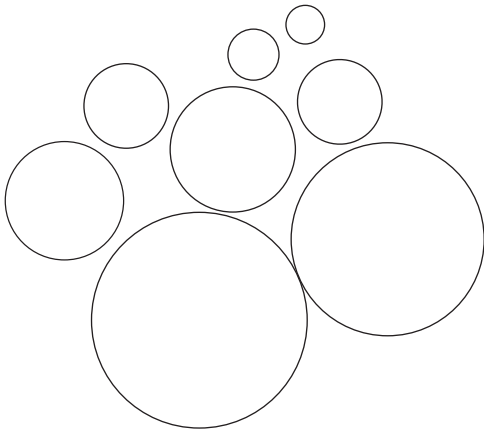


Mfumiso wa Nghingiriko 1.5

Khalara xipopana lexikulu.




Khalara bolo leyi nga kusuhi swinene hi wasi. Khalara bolo leyi nga kule swinene na ya rihlaza.





Mfumiso wa Nghingiriko 1.6

Landzelerisa dyambu u ri khalara.



Mfumiso wa Nghingiriko 1.7

Dirowa nseve ku komba ndlela leyi vafana va fambaka hi yona?



Mfumiso wa Nghingiriko 1.8

Khalara kondlo leri nga xikarhi.



Ka ximatsi.




Ka xinene.

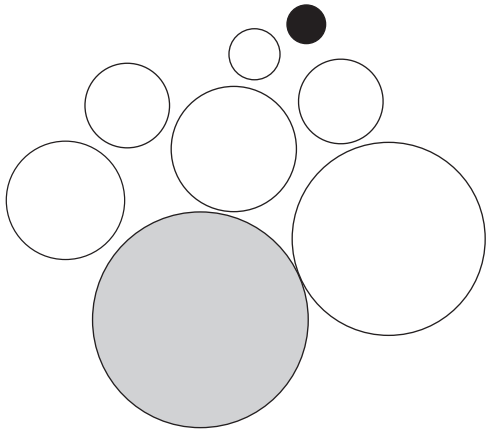


Mfumiso wa Nghingiriko 1.5: Tinhlamulo

Khalara xipopana lexikulu.




Khalara bolo leyi nga kusuhi swinene hi wasi.
Khalara bolo leyi nga kule swinene na ya rihlaza.





Mfumiso wa Nghingiriko 1.6: Tinhlamulo

Landzelerisa dyambu u ri khalara.



Mfumiso wa Nghingiriko 1.7: Tinhlamulo

Dirowa nseve ku komba ndlela leyi vafana va fambaka hi yona.



Mfumiso wa Nghingiriko 1.8: Tinhlamulo

Khalara kondlo leri nga xikarhi.



Ka ximatsi.

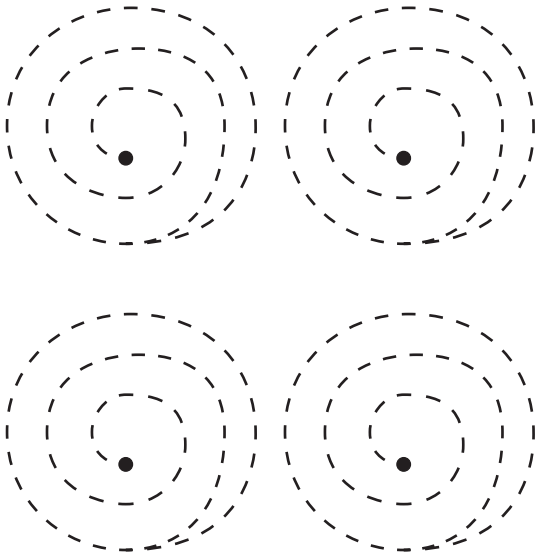


Ka xinene.



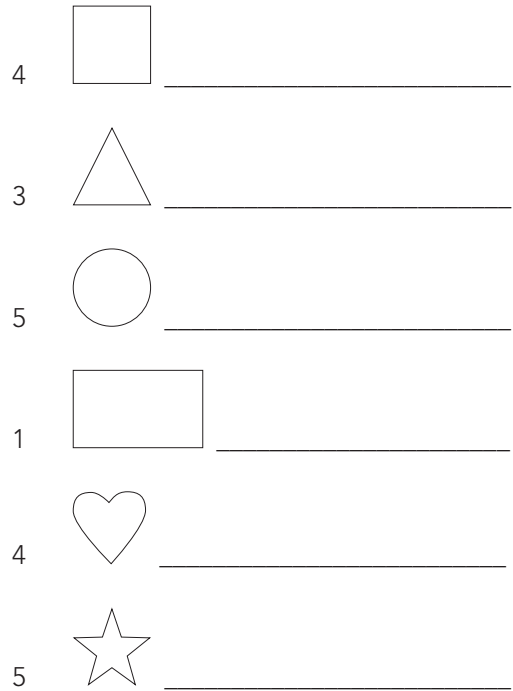
Mfumiso wa Nghingiriko 1.9

Landzelerisa patironi. U sungula endzeni.



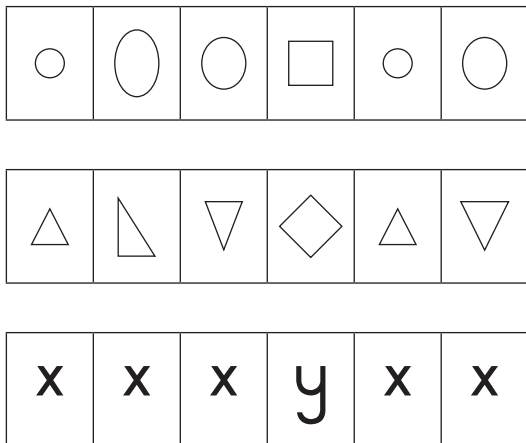
Mfumiso wa Nghingiriko 1.10

Dirowa leswi landzelaka:




Mfumiso wa Nghingiriko 1.11

Hi xihl lexi nga riki xa kona?



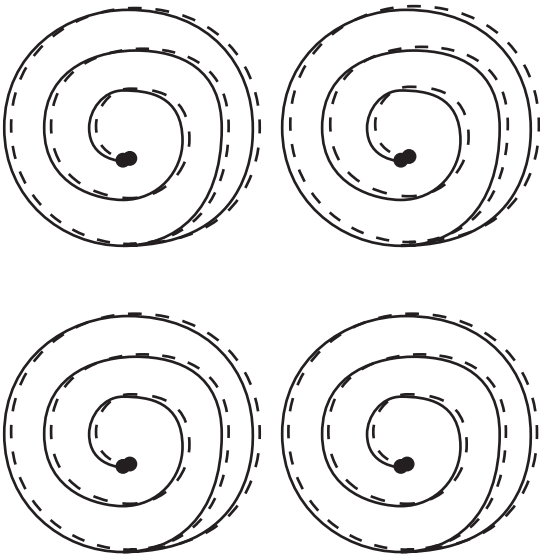
Mfumiso wa Nghingiriko 1.12

Dirowa leswi fanaka:




Mfumiso wa Nghingiriko 1.9: Tinhlamulo

Landzelerisa patironi. U sungula endzeni.



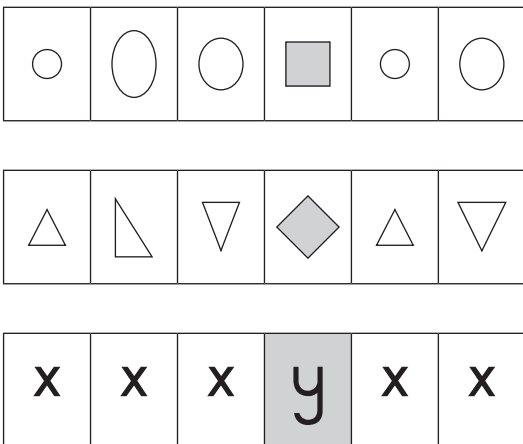
Mfumiso wa Nghingiriko 1.10: Tinhlamulo

Dirowa leswi landzelaka:



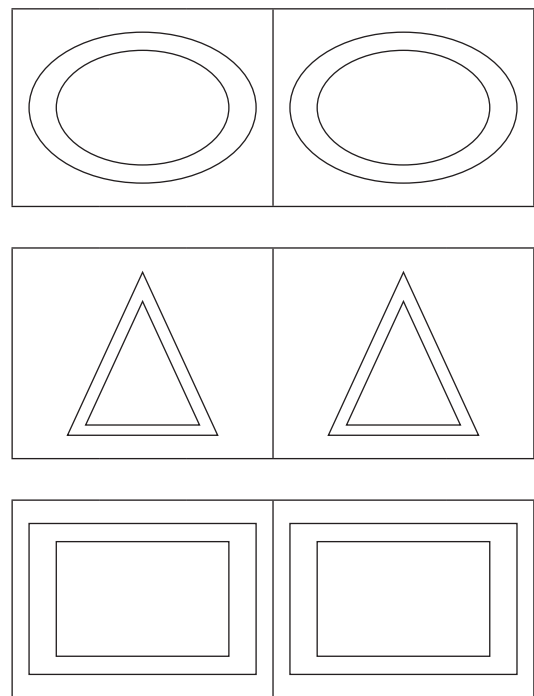
Mfumiso wa Nghingiriko 1.11: Tinhlamulo

Hi xihi lexi nga riki xa kona?



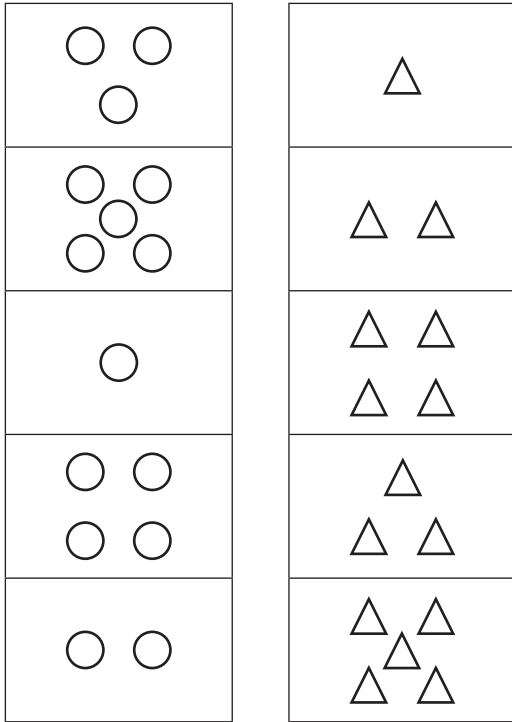
Mfumiso wa Nghingiriko 1.12: Tinhlamulo

Dirowa leswi fanaka:




Mfumiso wa Nghingiriko 1.13

Fananisa tibuloko leti.




Mfumiso wa Nghingiriko 1.14

Hetisa xikandza u tirhisa ndzinganiso.




Mfumiso wa Nghingiriko 1.15

Landzelerisa tipatironi.




Mfumiso wa Nghingiriko 1.16


Dirowa 2 swo tala.



Dirowa 1 swo tala.

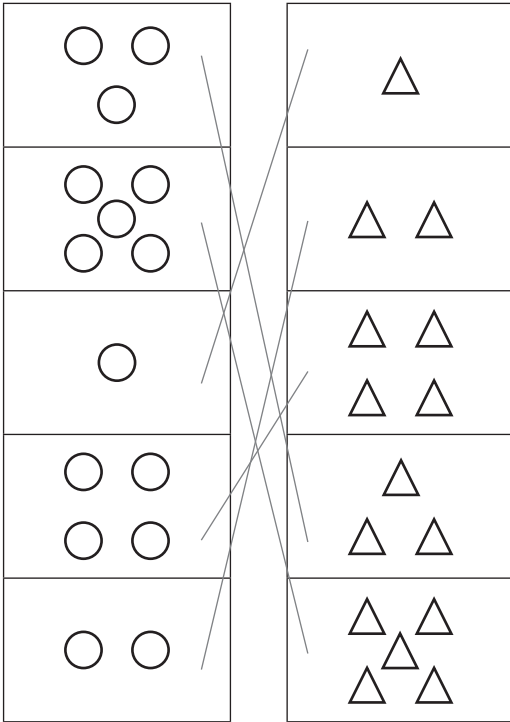


Dirowa nomboro leyi fanaka.




Mfumiso wa Nghingiriko 1.13: Tinhlamulo

Fananisa tibuloko leti.



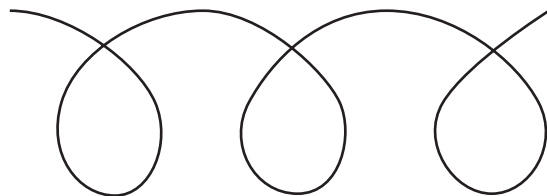
Mfumiso wa Nghingiriko 1.14: Tinhlamulo

Hetisa xikandza u tirhisa ndzinganiso.




Mfumiso wa Nghingiriko 1.15: Tinhlamulo

Landzelerisa tipatironi.

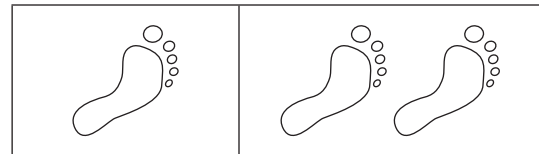


Mfumiso wa Nghingiriko 1.16: Tinhlamulo


Dirowa 2 swo tala.



Dirowa 1 swo tala.




Thala se se tshwanago.



Mfumiso wa Nghingiriko 1.17


Khalara hinkwaswo:

- △ tshwuka ○ xitshopana
□ wasi
▭ rihlaza



Mfumiso wa Nghingiriko 1.18


Engetela swivumbeko leswi ku endla xifaniso xa wena.



Mfumiso wa Nghingiriko 1.19

Dirowa leswi landzelaka:

4 swimanga



2 swimanga swo tala



5 wa maapula




diapola tše dinnyanenyane



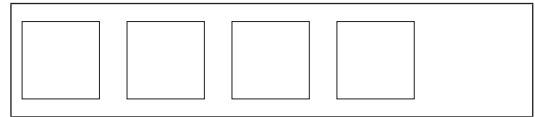
Mfumiso wa Nghingiriko 1.20

Dirowa leswi landzelaka:

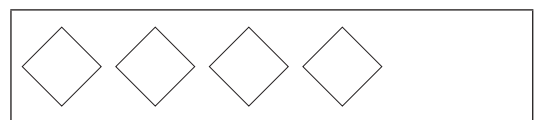
2 swo tala



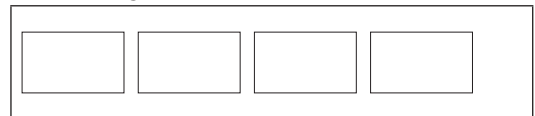
2 swi tsongo



1 swo tala






4 swi tsongo



Mfumiso wa Nghingiriko 1.17: Tinhlamulo

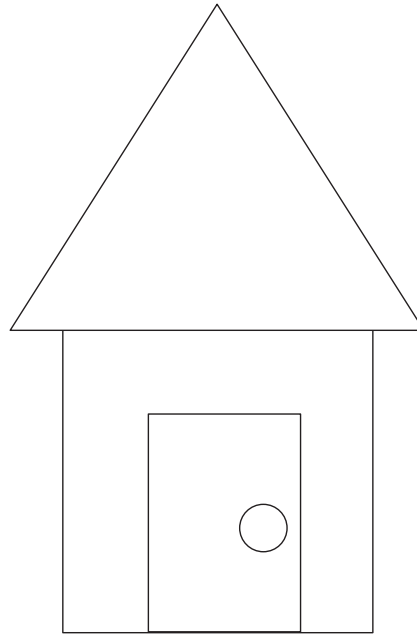
Khalara hinkwaswo

-  tshwuka
-  xitshopana
-  wasi
-  rihlaza



Mfumiso wa Nghingiriko 1.18: Tinhlamulo


Engetela swivumbeko leswi ku endla xifaniso xa wena.




Mfumiso wa Nghingiriko 1.19: Tinhlamulo

Dirowa leswi landzelaka:


4 swimanga



2 swimanga swo tala



5 wa maapula




3 hansi wa maapula



Mfumiso wa Nghingiriko 1.20: Tinhlamulo

Thala tše di latelago:

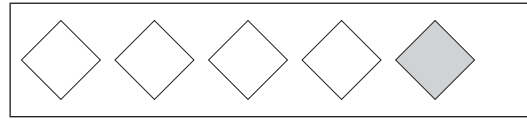
2 swo tala



2 swi tsongo



1 swo tala




4 swi tsongo



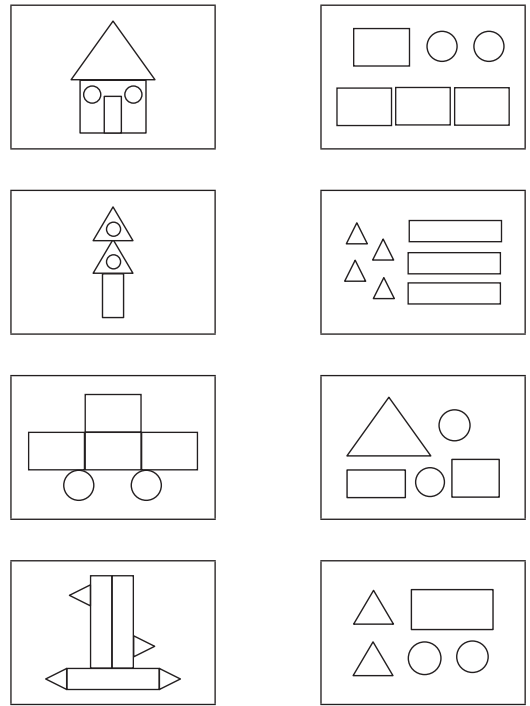
Mfumiso wa Nghingiriko 1.21

Dirowa ntila ka xifaniso ku fananisa lexi nga ka xinene.



Mfumiso wa Nghingiriko 1.22

Fananisa swifaniso na swivumbeko.



Mfumiso wa Nghingiriko 1.23

Hetisa leswi landzelaka:

ku tlula 2 hi 1 i _____

ku tlula 3 hi 1 i _____

ku tlula 4 hi 2 i _____

ku tlula 0 hi 2 i _____

ku tlula 1 hi 3 i _____

ku tlula 2 hi 3 i _____

ku tlula 2 hi 1 i _____

ku tlula 4 hi 2 i _____

ku tlula 5 hi 4 i _____

Mfumiso wa Nghingiriko 1.24

Hetisa leswi landzelaka:

$$2 + 3 = \square$$

$$4 + 2 = \square$$

$$3 + 3 = \square$$

$$1 + 1 = \square$$

$$0 + 1 = \square$$

$$1 - 0 = \square$$

$$2 - 1 = \square$$


$$5 + 5 = \square$$

$$7 - 4 = \square$$

$$3 + 1 = \square$$

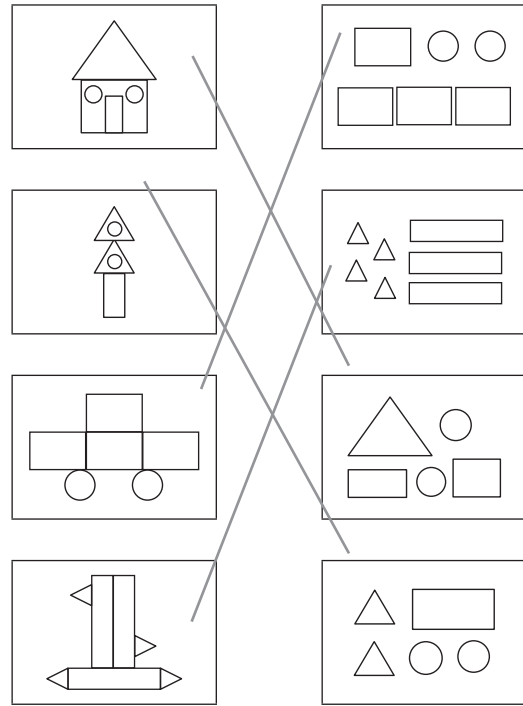
Mfumiso wa Nghingiriko 1.21: Tinhlamulo

Dirowa ntila ka xifaniso ku fananisa lexi nga ka xinene.



Mfumiso wa Nghingiriko 1.222: Tinhlamulo

Fananisa swifaniso na swivumbeko.



Mfumiso wa Nghingiriko 1.23: Tinhlamulo

Hetisa leswi landzelaka:

ku tlula 2 hi 1 i 3

ku tlula 3 hi 1 i 4

ku tlula 4 hi 2 i 6

ku tlula 0 hi 2 i 2

ku tlula 1 hi 3 i 4

ku tlula 2 hi 3 i 5

ku tlula 2 hi 1 i 1

ku tlula 4 hi 2 i 2

ku tlula 5 hi 4 i 1

Mfumiso wa Nghingiriko 1.24: Tinhlamulo

Hetisa leswi landzelaka:

$$2 + 3 = 5$$

$$4 + 2 = 6$$

$$3 + 3 = 6$$

$$1 + 1 = 2$$

$$0 + 1 = 1$$

$$1 - 0 = 1$$

$$2 - 1 = 1$$

$$5 + 5 = 10$$

$$7 - 4 = 3$$

$$3 + 1 = 4$$

Mfumiso wa Nghingiriko 1.25

Khalara leswi landzelaka:

Hinkwato vu-2

4	2	5	1	2	3	2	1	2
---	---	---	---	---	---	---	---	---

Hinkwato vu-3

ε	3	ε	Ϣ	ε	3	3	Ϣ	ε
---	---	---	---	---	---	---	---	---

Hinkwato vu-4

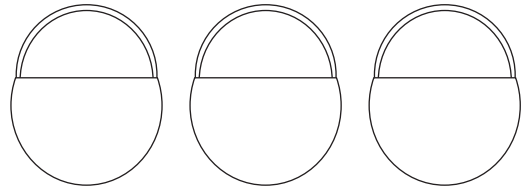
3	2	4	1	4	5	1	4	3
---	---	---	---	---	---	---	---	---

Hinkwato vu-5

5	3	7	1	4	5	5	0	3
---	---	---	---	---	---	---	---	---

Mfumiso wa Nghingiriko 1.26

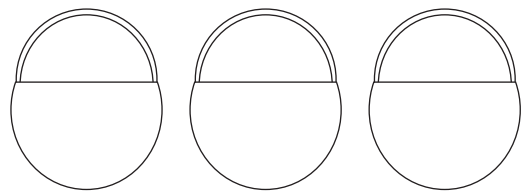
Vekela maapula ka baskiti.



2 wa maapula

3 maapula yo tala

1 tsongo apula



5 wa maapula

4 hunguta maapula

3 ku tlula maapula


Mfumiso wa Nghingiriko 1.27

Hi xihhi xo tika? Bana xirhendzevutana ka xifaniso xo tika swinene ka ntila wun'wana na wun'wana.



Mfumiso wa Nghingiriko 1.28

I mani loyi a nga na swo tala? Bana xirhendzevutana ka xifaniso.



Mfumiso wa Nghingiriko 1.25: Tinhlamulo

Khalara leswi landzelaka:

Hinkwato vu-2

4	2	5	1	2	3	2	1	2
---	---	---	---	---	---	---	---	---

Hinkwato vu-3

ε	3	ε	ϣ	ε	3	3	ϣ	ε
---	---	---	---	---	---	---	---	---

Hinkwato vu-4

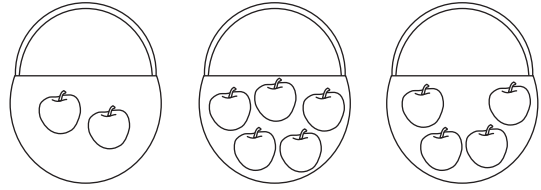
3	2	4	1	4	5	1	4	3
---	---	---	---	---	---	---	---	---

Hinkwato vu-5

5	3	7	1	4	5	5	0	3
---	---	---	---	---	---	---	---	---

Mfumiso wa Nghingiriko 1.26: Tinhlamulo

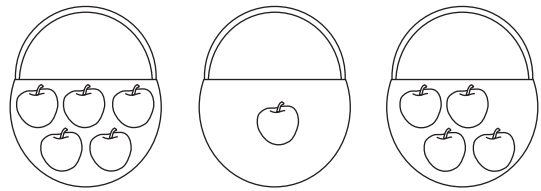
Vekela maapula ka baskiti.



2 wa
maapula

3 maapula
yo tala

1 tsongo apula



5 wa
maapula

4 hunguta
maapula

3 ku tlula
maapula


Mfumiso wa Nghingiriko 1.27: Tinhlamulo

Hi xihl xho tika? Bana xirhendzevutana ka xifaniso xho tika swinene ka ntila wun'wana na wun'wana.




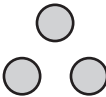
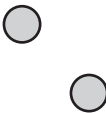
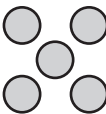

Mfumiso wa Nghingiriko 1.28: Tinhlamulo

I mani loyi a nga na swo tala? Bana xirhendzevutana ka xifaniso.



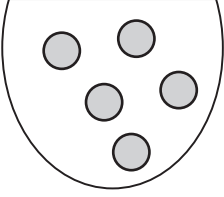
Mfumiso wa Nghingiriko 1.29

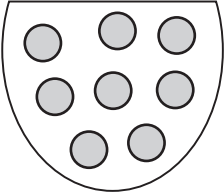
Fananisa mavito ya tinomboro na swihlayelo.

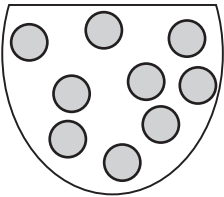
3	mbirhi	
1	ntlhanu	
4	nharhu	
5	n'we	
2	mune	

Mfumiso wa Nghingiriko 1.30

Xana u vona timabulu tingani?


















Mfumiso wa Nghingiriko 1.30




Xana u vona swikwere swingani?




			
			
			
			



Mfumiso wa Nghingiriko 1.32

Hetisa tipatironi.

   _____


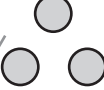
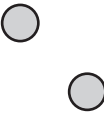


   _____

   _____

  _____

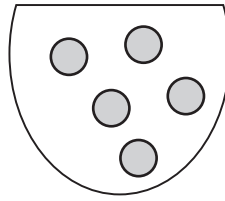
Mfumiso wa Nghingiriko 1.29: Tinhlamulo

Fananisa mavito ya tinomboro na swihlayelo.

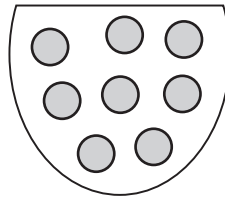
3	mbirhi	
1	ntlhanu	
4	nharhu	
5	n'we	
2	mune	

Mfumiso wa Nghingiriko 1.30: Tinhlamulo

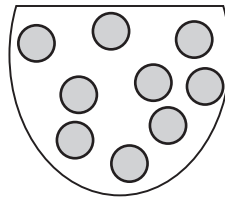
Xana u vona timabulu tingani?



5




8



9

Mfumiso wa Nghingiriko 1.31: Tinhlamulo

Xana u vona swikwere swingani?



21

Mfumiso wa Nghingiriko 1.32: Tinhlamulo

Hetisa tipatironi.

